

Fixed Income Daily Report

Monday, 13 January 2025 09:00:05

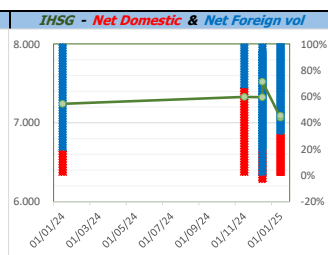
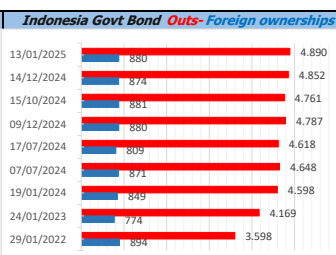
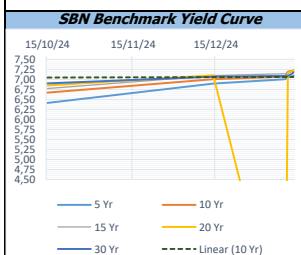
Global Market				Policy rates				
Indicator	price yesterday	TOD price	% chg.	Indicator	Date	Last	Prev.	Trend
USD/IDR Today	16200	16185	-0,09%	BI-7 DS RR		6,00	6,25	↓
SGD/IDR Spot	11821	11819	-0,02%	BI - Depfac	18/12/2024	5,25	5,50	↓
MYR/IDR Spot	3594	3596	0,07%	BI - LF		6,75	7,00	↓
SAR/IDR Spot	4313	4313	0,00%	US Fed's Current Range		4,50	5,50	↓
US - Dow Jones Industrial Average	42635	41938	-1,66%	LPS IDR		4,25	4,25	→
Tokyo - Nikkei 225	39605	39190	-1,06%	LPS USD	01/02/2024	2,25	2,25	→
Hong Kong - Hang Seng Index	19064	18690	-2,00%	LPS BPR		6,75	6,75	→
Singapore - Srait Time Index STI	3802	3787	-0,39%					
Indonesia - IHSG	7089	7086	-0,04%					
WTI Crude Oil Future/ barrel (Aug. 2024)	69,91	69,91	0,00%					
Gold Spot \$/Oz	2685,05	2685,79	0,03%					
Ice Newcastle Coal/ metric ton	115,75	113,50	-1,98%					
Malaysia CPO Contract (MYR/Metric ton)	4710,00	4710,00	0,00%					

Indonesia Economic Data (in US\$ Billion, or percentage)					
Indicator	Date	Last	Prev.	Trend	
GDP (Gross Domestic Bruto)	30/09/2024	4,95	5,05	↓	
CPI (YoY)	31/12/2024	1,57	1,55	↑	
CPI Core (YoY)	31/12/2024	2,26	0	↑	
CPI (MoM)	30/11/2024	0,44	0,30	↑	
Trade Balance (USD Billion)	30/11/2024	\$ 4,367	\$ 2,483	↑	
Export Growth	30/11/2024	\$ 9,10	\$ 10,28	↓	
Import Growth	30/11/2024	\$ 0,23	\$ 17,49	↓	
Foreign Reserves	31/12/2024	\$ 155,72	\$ 150,24	↑	
Balance of Payment	30/09/2024	\$ -2,150	\$ -3,246	↑	

Foreign currency (US\$) and Money Market (Rp.)					
Tenor	Sett. Date	BID	OFFER	Gap.	
TOD	13/01/2025	16.185	16.195	10,00	
TOM	14/01/2025	16.186	16.196	10,15	
SPOT	15/01/2025	16.186	16.196	10,15	
NDF 1Mo.	18/02/2025	16.284	16.305	21,00	
D-NDF 3Mo.	15/04/2025	16.323	16.373	50,00	
1 Wk.	22/01/2025	16.190	16.201	11,28	
2 Wk.	30/01/2025	16.195	16.206	10,70	
1 Mo.	18/02/2025	16.206	16.218	11,63	
2 Mo.	17/03/2025	16.228	16.242	14,00	
3 Mo.	15/04/2025	16.254	16.266	12,00	
6 Mo.	15/07/2025	16.340	16.360	20,48	
1 Yr.	15/01/2026	16.510	16.535	25,00	

Money Market Rates (ACT/360)									
RATE	O/N	1 Wk	2 Wk	1 Mo	2 Mo	3 Mo	6 Mo	9 Mo	1 Yr
INTERBANK (IDR)	6,06%	6,33%	6,45%	6,60%	#VALUE!	6,90%	no data	no data	no data
INTERBANK (USD)	4,38%	4,40%	4,38%	4,41%	4,46%	4,51%	4,52%	4,55%	4,64%
INDONESIA	6,06%								
SIBOR (SGD)	0,10%	0,14%	no data	0,17%	0,21%	0,25%	0,35%	0,47%	0,58%
LIBOR (USD)	5,06%	no data	no data	4,96%	no data	4,85%	4,68%	no data	6,04%
JIBOR (IDR)	6,06%	6,29%	no data	6,62%	no data	6,92%	7,06%	no data	7,22%

Indonesia Government Bond									
Seri	Coupon	Bid	Offer	Bid Yield	Day(s) to Next Coupon	Last Week	Last Month	Day(s) to maturity	Trend
FR0064	6,125	97,16	97,47	7,094	120	97,37	97,51	1199 Hari	↓
FR0081	6,500	99,81	99,96	6,926	151	99,87	99,82	149 Hari	↓
FR0084	7,250	100,14	100,49	7,107	31	100,33	100,61	391 Hari	↓
FR0090	5,125	96,01	96,33	7,070	90	96,20	96,20	809 Hari	↓
FR0091	6,375	95,49	95,85	7,181	90	95,76	96,36	2611 Hari	↓
FR0092	7,125	99,09	99,70	7,217	151	99,40	100,19	6273 Hari	↓
FR0093	6,375	93,95	94,71	7,114	181	94,33	94,80	4501 Hari	↓
FR0089	6,875	96,40	97,34	7,179	31	96,87	97,07	9575 Hari	↓
FR0095	6,375	97,90	98,21	7,046	31	98,00	98,24	1290 Hari	↓
FR0096	7,000	98,88	99,23	7,183	31	99,05	100,09	2913 Hari	↓
PBS012	8,875	110,21	110,70	6,968	120	110,45	110,35	2461 Hari	↓
PBS003	6,000	98,08	98,17	7,041	181	98,13	97,97	720 Hari	↓
PBS033	6,750	95,97	97,43	7,112	151	96,70	96,97	8074 Hari	↓
PBS036	5,375	99,27	99,62	6,646	31	99,45	99,15	209 Hari	↓
PBS037	6,875	99,84	100,17	6,894	59	100,01	99,61	4021 Hari	↓
PBS029	6,375	97,64	97,91	6,722	59	97,78	97,84	3300 Hari	↓
PBS034	6,500	95,51	96,20	6,998	151	95,85	96,00	5192 Hari	↓
FR0100	6,625	96,12	96,42	7,213	31	96,32	97,70	3273 Hari	↓
FR0101	6,875	99,20	99,57	7,092	90	99,35	99,57	1530 Hari	↓
FR0102	6,875	96,38	97,06	7,172	181	96,72	97,53	10625 Hari	↓
FR0103	6,750	96,91	97,19	7,173	181	96,99	98,33	3780 Hari	↓
FR0104	6,500	97,22	97,56	7,119	181	97,43	97,72	1980 Hari	↓
FR0098	7,125	99,09	99,55	7,231	151	99,27	100,55	4832 Hari	↓
FR0097	7,125	99,01	99,33	7,222	151	99,17	100,23	6633 Hari	↓
PBS038	6,875	97,49	98,07	7,091	151	97,78	97,74	8975 Hari	↓
PBS004	6,100	93,67	94,17	6,879	31	93,92	94,01	4354 Hari	↓
PBS030	5,875	97,04	97,32	6,839	181	97,18	97,21	1260 Hari	↓
PBS039	6,625	96,31	96,91	7,006	181	96,61	98,32	5942 Hari	↓
PBS032	4,875	96,82	97,09	7,144	181	96,95	96,94	539 Hari	↓



Tim Riset:
 Ryan Eka Putra - Dealer FI - Ext.7952 - ryan.ekaputra@banksumselabel.com
 Disclaimer/ Pernyataan bebas tanggung jawab: Semua data dalam lembaran ini hanya dipergunakan sebagai informasi. Kinerja masa lalu bukan merupakan indikasi kinerja masa depan atau perkiraan performa atas suatu instrumen. Informasi yang dimuat dalam lembaran ini diperoleh dari sumber yang dapat dipercaya, namun BPD Sumsel Babel tidak menjamin kelengkapan atau akurasi. Data, opini dan perkiraan yang diungkapkan dapat berubah tanpa pemberitahuan dan BPD Sumsel Babel tegas menolai setiap dan semua tanggung jawab atas pernyataan dan jaminan, tersurat maupun tersirat, yang tercantum di sini, atau yang tidak dicantumkan.