

Fixed Income Daily Report

Tuesday, 14 January 2025 09:00:13

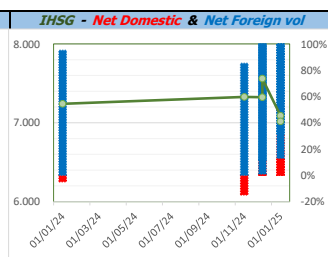
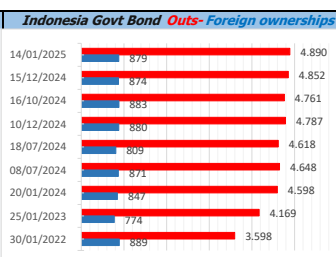
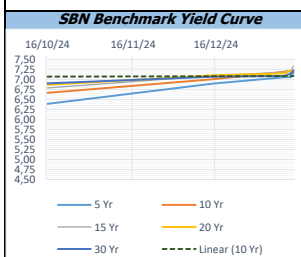
| Global Market | | | | Policy rates | | | | |
|--|-----------------|-----------|--------|------------------------|------------|------|-------|-------|
| Indicator | price yesterday | TOD price | % chg. | Indicator | Date | Last | Prev. | Trend |
| USD/IDR Today | 16185 | 16275 | 0,55% | BI-7 DS RR | | 6,00 | 6,25 | ↓ |
| SGD/IDR Spot | 11819 | 11855 | 0,31% | BI - Depfac | 18/12/2024 | 5,25 | 5,50 | ↓ |
| MYR/IDR Spot | 3596 | 3610 | 0,39% | BI - LF | | 6,75 | 7,00 | ↓ |
| SAR/IDR Spot | 4316 | 4338 | 0,51% | US Fed's Current Range | | 4,50 | 5,50 | ↓ |
| US - Dow Jones Industrial Average | 41938 | 42297 | 0,85% | LPS IDR | | 4,25 | 4,25 | → |
| Tokyo - Nikkei 225 | 39190 | 38630 | -1,45% | LPS USD | 01/02/2024 | 2,25 | 2,25 | → |
| Hong Kong - Hang Seng Index | 18874 | 18979 | 0,55% | LPS BPR | | 6,75 | 6,75 | → |
| Singapore - Srait Time Index STI | 3792 | 3785 | -0,18% | | | | | |
| Indonesia - IHSG | 7017 | 7017 | 0,00% | | | | | |
| WTI Crude Oil Future/ barrel (Aug. 2024) | 69,91 | 69,91 | 0,00% | | | | | |
| Gold Spot \$/Oz | 2670,72 | 2671,23 | 0,02% | | | | | |
| Ice Newcastle Coal/ metric ton | 113,50 | 114,50 | 0,87% | | | | | |
| Malaysia CPO Contract (MYR/Metric ton) | 4785,00 | 4785,00 | 0,00% | | | | | |

| Indonesia Economic Data (in US\$ Billion, or percentage) | | | | |
|--|------------|-----------|-----------|-------|
| Indicator | Date | Last | Prev. | Trend |
| GDP (Gross Domestic Bruto) | 30/09/2024 | 4,95 | 5,05 | ↓ |
| CPI (YoY) | 31/12/2024 | 1,57 | 1,55 | ↑ |
| CPI Core (YoY) | 31/12/2024 | 2,26 | 0 | ↑ |
| CPI (MoM) | 30/11/2024 | 0,44 | 0,30 | ↑ |
| Trade Balance (USD Billion) | 30/11/2024 | \$ 4,367 | \$ 2,483 | ↑ |
| Export Growth | 30/11/2024 | \$ 9,10 | \$ 10,28 | ↓ |
| Import Growth | 30/11/2024 | \$ 0,23 | \$ 17,49 | ↓ |
| Foreign Reserves | 31/12/2024 | \$ 155,72 | \$ 150,24 | ↑ |
| Balance of Payment | 30/09/2024 | \$ -2,150 | \$ -3,246 | ↑ |

| Foreign currency (US\$) and Money Market (Rp.) | | | | |
|--|------------|--------|--------|-------|
| Tenor | Sett. Date | BID | OFFER | Gap. |
| TOD | 14/01/2025 | 16.270 | 16.280 | 10,00 |
| TOM | 15/01/2025 | 16.271 | 16.281 | 10,10 |
| SPOT | 16/01/2025 | 16.271 | 16.281 | 10,10 |
| NDF 1Mo. | 18/02/2025 | 16.304 | 16.315 | 11,00 |
| D-NDF 3Mo. | 16/04/2025 | 16.363 | 16.378 | 15,00 |
| 1 Wk. | 23/01/2025 | 16.275 | 16.285 | 10,75 |
| 2 Wk. | 30/01/2025 | 16.279 | 16.291 | 12,00 |
| 1 Mo. | 18/02/2025 | 16.293 | 16.304 | 11,00 |
| 2 Mo. | 17/03/2025 | 16.310 | 16.327 | 16,70 |
| 3 Mo. | 16/04/2025 | 16.340 | 16.354 | 14,00 |
| 6 Mo. | 16/07/2025 | 16.430 | 16.445 | 15,00 |
| 1 Yr. | 20/01/2026 | 16.588 | 16.625 | 37,50 |

| Money Market Rates (ACT/360) | | | | | | | | | |
|------------------------------|--------------|---------|---------|-------|---------|-------|---------|---------|---------|
| RATE | O/N | 1 Wk | 2 Wk | 1 Mo | 2 Mo | 3 Mo | 6 Mo | 9 Mo | 1 Yr |
| INTERBANK (IDR) | 6,15% | 6,33% | 6,45% | 6,60% | #VALUE! | 6,92% | no data | no data | no data |
| INTERBANK (USD) | 4,38% | 4,38% | 4,39% | 4,41% | 4,47% | 4,51% | 4,54% | 4,60% | 4,61% |
| INDONESIA | 6,15% | | | | | | | | |
| SIBOR (SGD) | 0,10% | 0,14% | no data | 0,17% | 0,21% | 0,25% | 0,35% | 0,47% | 0,58% |
| LIBOR (USD) | 5,06% | no data | no data | 4,96% | no data | 4,85% | 4,68% | no data | 6,04% |
| JIBOR (IDR) | 6,15% | 6,29% | no data | 6,62% | no data | 6,92% | 7,06% | no data | 7,22% |

| Indonesia Government Bond | | | | | | | | | |
|---------------------------|--------|--------|--------|-----------|-----------------------|-----------|------------|--------------------|-------|
| Seri | Coupon | Bid | Offer | Bid Yield | Day(s) to Next Coupon | Last Week | Last Month | Day(s) to maturity | Trend |
| FR0064 | 6,125 | 97,05 | 97,43 | 7,132 | 119 | 97,37 | 97,51 | 1198 Hari | ↓ |
| FR0081 | 6,500 | 99,80 | 99,95 | 6,959 | 150 | 99,87 | 99,82 | 148 Hari | ↓ |
| FR0084 | 7,250 | 100,13 | 100,47 | 7,119 | 30 | 100,33 | 100,61 | 390 Hari | ↓ |
| FR0090 | 5,125 | 96,01 | 96,35 | 7,072 | 89 | 96,20 | 96,20 | 808 Hari | ↓ |
| FR0091 | 6,375 | 95,05 | 95,58 | 7,281 | 89 | 95,76 | 96,36 | 2610 Hari | ↓ |
| FR0092 | 7,125 | 98,51 | 99,41 | 7,277 | 150 | 99,40 | 100,19 | 6272 Hari | ↓ |
| FR0093 | 6,375 | 93,73 | 94,69 | 7,142 | 180 | 94,33 | 94,80 | 4500 Hari | ↓ |
| FR0089 | 6,875 | 96,07 | 97,00 | 7,209 | 30 | 96,87 | 97,07 | 9574 Hari | ↓ |
| FR0095 | 6,375 | 97,69 | 98,11 | 7,114 | 30 | 98,00 | 98,24 | 1289 Hari | ↓ |
| FR0096 | 7,000 | 98,16 | 98,51 | 7,304 | 30 | 99,05 | 100,09 | 2912 Hari | ↓ |
| PBS012 | 8,875 | 110,26 | 110,75 | 6,959 | 119 | 110,45 | 110,35 | 2460 Hari | ↓ |
| PBS003 | 6,000 | 97,97 | 98,18 | 7,108 | 180 | 98,13 | 97,97 | 719 Hari | ↓ |
| PBS033 | 6,750 | 96,06 | 97,09 | 7,103 | 150 | 96,70 | 96,97 | 8073 Hari | ↓ |
| PBS036 | 5,375 | 99,24 | 99,59 | 6,708 | 30 | 99,45 | 99,15 | 208 Hari | ↓ |
| PBS037 | 6,875 | 99,24 | 99,58 | 6,972 | 58 | 100,01 | 99,61 | 4020 Hari | ↓ |
| PBS029 | 6,375 | 97,65 | 97,92 | 6,721 | 58 | 97,78 | 97,84 | 3299 Hari | ↓ |
| PBS034 | 6,500 | 95,36 | 96,04 | 7,016 | 150 | 95,85 | 96,00 | 5191 Hari | ↓ |
| FR0100 | 6,625 | 96,07 | 96,42 | 7,221 | 30 | 96,32 | 97,70 | 3272 Hari | ↓ |
| FR0101 | 6,875 | 98,84 | 99,18 | 7,193 | 89 | 99,35 | 99,57 | 1529 Hari | ↓ |
| FR0102 | 6,875 | 96,14 | 97,15 | 7,192 | 180 | 96,72 | 97,53 | 10624 Hari | ↓ |
| FR0103 | 6,750 | 96,22 | 96,42 | 7,282 | 180 | 96,99 | 98,33 | 3780 Hari | ↓ |
| FR0104 | 6,500 | 97,02 | 97,33 | 7,178 | 180 | 97,43 | 97,72 | 1979 Hari | ↓ |
| FR0098 | 7,125 | 98,29 | 98,80 | 7,327 | 150 | 99,27 | 100,55 | 4831 Hari | ↓ |
| FR0097 | 7,125 | 99,06 | 99,33 | 7,217 | 150 | 99,17 | 100,23 | 6632 Hari | ↓ |
| PBS038 | 6,875 | 97,48 | 98,07 | 7,091 | 150 | 97,78 | 97,74 | 8974 Hari | ↓ |
| PBS004 | 6,100 | 93,67 | 94,18 | 6,879 | 30 | 93,92 | 94,01 | 4353 Hari | ↓ |
| PBS030 | 5,875 | 96,78 | 97,06 | 6,927 | 180 | 97,18 | 97,21 | 1259 Hari | ↓ |
| PBS039 | 6,625 | 96,31 | 96,91 | 7,006 | 180 | 96,61 | 98,32 | 5941 Hari | ↓ |
| PBS032 | 4,875 | 96,83 | 97,08 | 7,144 | 180 | 96,95 | 96,94 | 538 Hari | ↓ |



Tim Riset:
 Ryan Eka Putra - Dealer FI - Ext.7952 - ryan.ekaputra@banksumselabel.com
 Disclaimer/ Pernyataan bebas tanggung jawab: Semua data dalam lembaran ini hanya dipergunakan sebagai informasi. Kinerja masa lalu bukan merupakan indikasi kinerja masa depan atau perkiraan performa atas suatu instrumen. Informasi yang dimuat dalam lembaran ini diperoleh dari sumber yang dapat dipercaya, namun BPD Sumsel Babel tidak menjamin kelengkapan atau akurasi. Data, opini dan perkiraan yang diungkapkan dapat berubah tanpa pemberitahuan dan BPD Sumsel Babel tegas menolai setiap dan semua tanggung jawab atas pernyataan dan jaminan, tersurat maupun tersirat, yang tercantum di sini, atau yang tidak dicantumkan.