

Fixed Income Daily Report

Friday, 17 January 2025 09:00:06

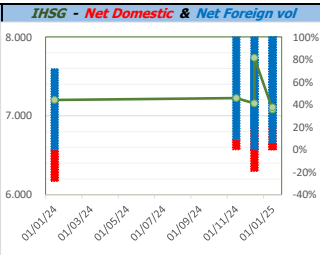
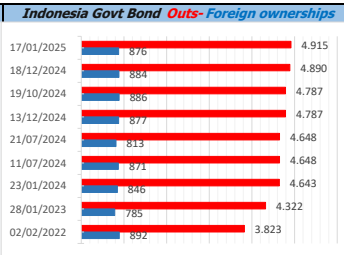
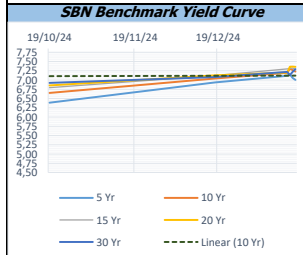
Global Market				Policy rates				
Indicator	price yesterday	TOD price	% chg.	Indicator	Date	Last	Prev.	Trend
USD/IDR Today	16320	16360	0,24%	BI-7 DS RR		5,75	6,25	↓
SGD/IDR Spot	11948	11969	0,17%	BI - Depfac	15/01/2025	5,25	5,50	↓
MYR/IDR Spot	3623	3634	0,28%	BI - LF		6,75	7,00	↓
SAR/IDR Spot	4357	4365	0,18%	US Fed's Current Range		4,50	5,50	↓
US - Dow Jones Industrial Average	43222	43153	-0,16%	LPS IDR		4,25	4,25	↔
Tokyo - Nikkei 225	38573	38116	-1,20%	LPS USD	01/02/2024	2,25	2,25	↔
Hong Kong - Hang Seng Index	19523	19464	-0,30%	LPS BPR		6,75	6,75	↔
Singapore - Srait Time Index STI	3801	3806	0,12%					
Indonesia - IHSG	7108	7117	0,14%					
WTI Crude Oil Future/ barrel (Aug. 2024)	69,91	69,91	0,00%					
Gold Spot \$/Oz	2714,86	2715,52	0,02%					
Ice Newcastle Coal/ metric ton	114,45	114,70	0,22%					
Malaysia CPO Contract (MYR/Metric ton)	4675,00	4675,00	0,00%					

Indonesia Economic Data (in US\$ Billion, or percentage)					
Indicator	Date	Last	Prev.	Trend	
GDP (Gross Domestic Bruto)	30/09/2024	4,95	5,05	↓	
CPI (YoY)	31/12/2024	1,57	1,55	↑	
CPI Core (YoY)	31/12/2024	2,26	0	↑	
CPI (MoM)	30/11/2024	0,44	0,30	↑	
Trade Balance (USD Billion)	31/12/2024	\$ 2,240	\$ 4,367	↓	
Export Growth	31/12/2024	\$ 4,78	\$ 9,10	↓	
Import Growth	31/12/2024	\$ 11,07	\$ 0,23	↑	
Foreign Reserves	31/12/2024	\$ 155,72	\$ 150,24	↑	
Balance of Payment	30/09/2024	\$ -2.150	\$ -3.246	↑	

Foreign currency (US\$) and Money Market (Rp.)					
Tenor	Sett. Date	BID	OFFER	Gap.	
TOD	17/01/2025	16.355	16.365	10,00	
TOM	18/01/2025	16.355	16.366	10,26	
SPOT	21/01/2025	16.355	16.366	10,26	
NDF 1Mo.	21/02/2025	16.398	16.412	14,00	
D-NDF 3Mo.	21/04/2025	16.457	16.478	21,00	
1 Wk.	30/01/2025	16.360	16.371	10,73	
2 Wk.	04/02/2025	16.364	16.374	10,57	
1 Mo.	21/02/2025	16.374	16.386	12,00	
2 Mo.	21/03/2025	16.390	16.408	17,55	
3 Mo.	21/04/2025	16.416	16.430	14,00	
6 Mo.	21/07/2025	16.498	16.516	18,25	
1 Yr.	21/01/2026	16.659	16.685	26,50	

Money Market Rates (ACT/360)									
RATE	O/N	1 Wk	2 Wk	1 Mo	3 Mo	6 Mo	9 Mo	1 Yr	
INTERBANK (IDR)	5,77%	6,08%	6,23%	6,35%	#VALUE!	6,65%	no data	no data	no data
INTERBANK (USD)	4,38%	4,38%	4,38%	4,41%	4,48%	4,50%	4,49%	4,51%	4,49%
INDONESIA	5,77%								
SIBOR (SGD)	0,10%	0,14%	no data	0,17%	0,21%	0,25%	0,35%	0,47%	0,58%
LIBOR (USD)	5,06%	no data	no data	4,96%	no data	4,85%	4,68%	no data	6,04%
JIBOR (IDR)	5,77%	6,05%	no data	6,39%	no data	6,69%	6,82%	no data	7,00%

Indonesia Government Bond									
Seri	Coupon	Bid	Offer	Bid Yield	Day(s) to Next Coupon	Last Week	Last Month	Day(s) to maturity	Trend
FR0064	6,125	97,44	97,97	6,997	114	97,37	97,51	1193 Hari	↑
FR0081	6,500	99,84	99,99	6,858	145	99,87	99,82	143 Hari	↓
FR0084	7,250	100,15	100,57	7,091	25	100,33	100,61	385 Hari	↓
FR0090	5,125	96,16	96,57	7,008	84	96,20	96,20	803 Hari	↓
FR0091	6,375	95,51	95,97	7,180	84	95,76	96,36	2605 Hari	↓
FR0092	7,125	97,81	98,86	7,349	145	99,40	100,19	6267 Hari	↓
FR0093	6,375	93,41	94,07	7,183	175	94,33	94,80	4496 Hari	↓
FR0089	6,875	94,83	95,73	7,319	25	96,87	97,07	9569 Hari	↓
FR0095	6,375	98,12	98,52	6,977	25	98,00	98,24	1284 Hari	↑
FR0096	7,000	98,82	99,19	7,194	25	99,05	100,09	2907 Hari	↓
PBS012	8,875	109,42	110,92	7,107	114	110,78	110,78	2455 Hari	↓
PBS003	6,000	98,15	98,20	7,010	175	98,13	97,97	714 Hari	↑
PBS033	6,750	94,95	95,56	7,207	145	96,70	96,97	8068 Hari	↓
PBS036	5,375	99,24	99,59	6,745	25	99,45	99,15	203 Hari	↓
PBS037	6,875	99,51	99,84	6,937	53	100,01	99,61	4015 Hari	↓
PBS029	6,375	97,68	97,95	6,717	53	97,78	97,84	3294 Hari	↓
PBS034	6,500	95,76	96,49	6,970	145	95,85	96,00	5186 Hari	↓
FR0100	6,625	96,33	96,69	7,182	25	96,32	97,70	3267 Hari	↑
FR0101	6,875	99,57	99,92	6,989	84	99,35	99,57	1524 Hari	↑
FR0102	6,875	95,05	95,86	7,285	175	96,72	97,53	10620 Hari	↓
FR0103	6,750	97,06	97,30	7,153	175	96,99	98,33	3775 Hari	↑
FR0104	6,500	97,80	98,13	6,989	175	97,43	97,72	1974 Hari	↑
FR0098	7,125	98,69	99,12	7,279	145	99,27	100,55	4826 Hari	↓
FR0097	7,125	97,68	98,17	7,356	145	99,17	100,23	6627 Hari	↓
PBS038	6,875	95,58	96,17	7,260	145	97,78	97,74	8969 Hari	↓
PBS004	6,100	93,62	94,16	6,886	25	93,92	94,01	4348 Hari	↓
PBS030	5,875	96,80	97,08	6,924	175	97,18	97,21	1254 Hari	↓
PBS039	6,625	95,66	97,06	7,075	175	96,63	97,34	5937 Hari	↓
PBS032	4,875	96,80	97,17	7,170	175	96,78	96,94	533 Hari	↑



Tim Riset: Ryan Eka Putra - Dealer FI - Ext.7952 - ryan.ekaputra@banksumselbabel.com

Disclaimer/ Pernyataan bebas tanggung jawab: Semua data dalam lembaran ini hanya dipergunakan sebagai informasi. Kinerja masa lalu bukan merupakan indikasi kinerja masa depan atau perkiraan performa atas suatu instrumen. Informasi yang dimuat dalam lembaran ini diperoleh dari sumber yang dapat dipercaya, namun BPD Sumsel Babel tidak menjamin kelengkapan atau akurasi. Data, opini dan perkiraan yang diungkapkan dapat berubah tanpa pemberitahuan dan BPD Sumsel Babel tegas menolai setiap dan semua tanggung jawab atas pernyataan dan jaminan, tersurat maupun tersirat, yang tercantum di sini, atau yang tidak dicantumkan.