

Fixed Income Daily Report

Monday, 20 January 2025 09:00:56

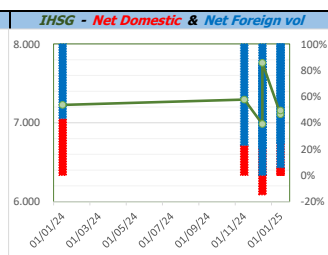
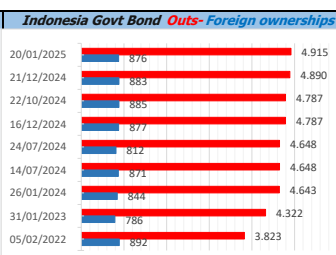
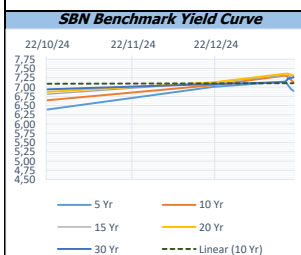
Global Market				Policy rates				
Indicator	price yesterday	TOD price	% chg.	Indicator	Date	Last	Prev.	Trend
USD/IDR Today	16365	16363	-0,01%	BI-7 DS RR		5,75	6,25	↓
SGD/IDR Spot	11969	11973	0,03%	BI - Depfac	15/01/2025	5,25	5,50	↓
MYR/IDR Spot	3634	3635	0,00%	BI - LF		6,75	7,00	↓
SAR/IDR Spot	4366	4364	-0,05%	US Fed's Current Range		4,50	5,50	↓
US - Dow Jones Industrial Average	43153	43488	0,77%	LPS IDR		4,25	4,25	→
Tokyo - Nikkei 225	38451	38989	1,38%	LPS USD	01/02/2024	2,25	2,25	→
Hong Kong - Hang Seng Index	19584	19888	1,53%	LPS BPR		6,75	6,75	→
Singapore - Srait Time Index STI	3811	3802	-0,22%					
Indonesia - IHSG	7155	7190	0,50%					
WTI Crude Oil Future/ barrel (Aug. 2024)	69,91	69,91	0,00%					
Gold Spot \$/Oz	2694,12	2694,73	0,02%					
Ice Newcastle Coal/ metric ton	114,70	117,25	2,17%					
Malaysia CPO Contract (MYR/Metric ton)	4675,00	4675,00	0,00%					

Indonesia Economic Data (in US\$ Billion, or percentage)				
Indicator	Date	Last	Prev.	Trend
GDP (Gross Domestic Bruto)	30/09/2024	4,95	5,05	↓
CPI (YoY)	31/12/2024	1,57	1,55	↑
CPI Core (YoY)	31/12/2024	2,26	0	↑
CPI (MoM)	30/11/2024	0,44	0,30	↑
Trade Balance (USD Billion)	31/12/2024	\$ 2,240	\$ 4,367	↓
Export Growth	31/12/2024	\$ 4,78	\$ 9,10	↓
Import Growth	31/12/2024	\$ 11,07	\$ 0,23	↑
Foreign Reserves	31/12/2024	\$ 155,72	\$ 150,24	↑
Balance of Payment	30/09/2024	\$ -2.150	\$ -3.246	↑

Foreign currency (US\$) and Money Market (Rp.)				
Tenor	Sett. Date	BID	OFFER	Gap.
TOD	20/01/2025	16.360	16.370	10,00
TOM	21/01/2025	16.360	16.371	10,26
SPOT	22/01/2025	16.360	16.371	10,26
NDF 1Mo.	24/02/2025	16.380	16.400	20,00
D-NDF 3Mo.	22/04/2025	16.443	16.468	25,00
1 Wk.	30/01/2025	16.365	16.376	10,79
2 Wk.	05/02/2025	16.369	16.379	10,22
1 Mo.	24/02/2025	16.380	16.391	11,00
2 Mo.	24/03/2025	16.398	16.412	14,00
3 Mo.	22/04/2025	16.419	16.434	15,00
6 Mo.	22/07/2025	16.495	16.522	27,16
1 Yr.	22/01/2026	16.660	16.695	35,00

Money Market Rates (ACT/360)									
RATE	O/N	1 Wk	2 Wk	1 Mo	3 Mo	6 Mo	9 Mo	1 Yr	
INTERBANK (IDR)	5,75%	6,08%	6,23%	6,35%	#VALUE!	6,53%	no data	no data	no data
INTERBANK (USD)	4,37%	4,39%	4,39%	4,42%	4,48%	4,51%	4,51%	4,51%	4,51%
INDONESIA	5,75%								
SIBOR (SGD)	0,10%	0,14%	no data	0,17%	0,21%	0,25%	0,35%	0,47%	0,58%
LIBOR (USD)	5,06%	no data	no data	4,96%	no data	4,85%	4,68%	no data	6,04%
JIBOR (IDR)	5,75%	6,04%	no data	6,39%	no data	6,69%	6,81%	no data	7,00%

Indonesia Government Bond									
Seri	Coupon	Bid	Offer	Bid Yield	Day(s) to Next Coupon	Last Week	Last Month	Day(s) to maturity	Trend
FR0064	6,125	97,62	98,13	6,935	113	97,91	97,51	1192 Hari	↓
FR0081	6,500	99,86	100,04	6,810	144	99,94	99,82	142 Hari	↓
FR0084	7,250	100,25	100,70	6,994	24	100,46	100,61	384 Hari	↓
FR0090	5,125	96,28	96,67	6,948	83	96,46	96,20	802 Hari	↓
FR0091	6,375	95,84	96,38	7,119	83	96,01	96,36	2604 Hari	↓
FR0092	7,125	98,19	99,03	7,310	144	98,78	100,19	6266 Hari	↓
FR0093	6,375	93,68	94,47	7,148	174	94,08	94,80	4495 Hari	↓
FR0089	6,875	94,81	95,70	7,320	24	95,36	97,07	9568 Hari	↓
FR0095	6,375	98,33	98,76	6,909	24	98,51	98,24	1283 Hari	↓
FR0096	7,000	99,19	99,57	7,132	24	99,22	100,09	2906 Hari	↓
PBS012	8,875	109,16	109,66	7,151	113	109,41	110,35	2454 Hari	↓
PBS003	6,000	98,02	98,20	7,088	174	98,11	97,97	713 Hari	↓
PBS033	6,750	94,59	95,20	7,241	144	94,90	96,97	8067 Hari	↓
PBS036	5,375	99,24	99,59	6,748	24	99,42	99,15	202 Hari	↓
PBS037	6,875	99,51	99,84	6,938	52	99,67	99,61	4014 Hari	↓
PBS029	6,375	97,68	97,95	6,717	52	97,82	97,84	3293 Hari	↓
PBS034	6,500	94,48	95,22	7,118	144	94,85	96,00	5185 Hari	↓
FR0100	6,625	96,61	96,91	7,137	24	96,77	97,70	3266 Hari	↓
FR0101	6,875	99,86	100,26	6,911	83	100,07	99,57	1523 Hari	↓
FR0102	6,875	95,25	96,01	7,268	174	95,63	97,53	10619 Hari	↓
FR0103	6,750	97,14	97,49	7,142	174	97,31	98,33	3774 Hari	↓
FR0104	6,500	97,95	98,38	6,957	174	98,10	97,72	1973 Hari	↓
FR0098	7,125	98,88	99,37	7,255	144	99,16	100,55	4825 Hari	↓
FR0097	7,125	98,27	98,76	7,297	144	98,30	100,23	6626 Hari	↓
PBS038	6,875	95,58	96,17	7,260	144	95,87	97,74	8968 Hari	↓
PBS004	6,100	92,90	93,44	6,980	24	93,17	94,01	4347 Hari	↓
PBS030	5,875	96,64	96,92	6,977	174	96,78	97,21	1253 Hari	↓
PBS039	6,625	94,13	97,43	7,241	174	95,78	97,34	5936 Hari	↓
PBS032	4,875	96,80	97,17	7,170	174	#N/A N/A	96,94	532 Hari	#VALUE!



Tim Riset:
 Ryan Eka Putra - Dealer FI - Ext.7952 - ryan.ekaputra@banksumselbabel.com
 Disclaimer/ Pernyataan bebas tanggung jawab: Semua data dalam lembaran ini hanya dipergunakan sebagai informasi. Kinerja masa lalu bukan merupakan indikasi kinerja masa depan atau perkiraan performa suatu instrumen. Informasi yang dimuat dalam lembaran ini diperoleh dari sumber yang dapat dipercaya, namun BPD Sumsel Babel tidak menjamin kelengkapan atau akurasi. Data, opini dan perkiraan yang diungkapkan dapat berubah tanpa pemberitahuan dan BPD Sumsel Babel tegas menolai setiap dan semua tanggung jawab atas pernyataan dan jaminan, tersurat maupun tersirat, yang tercantum di sini, atau yang tidak dicantumkan.