

### Fixed Income Daily Report

Friday, 24 January 2025 09:01:08

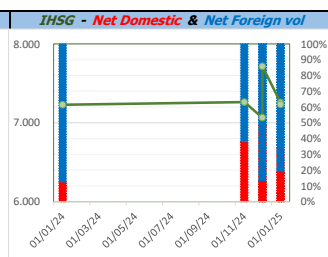

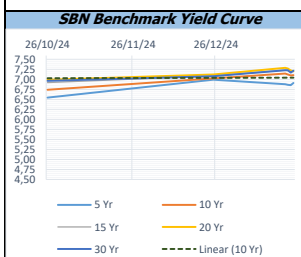
Global Market				Policy rates				
Indicator	price yesterday	TOD price	% chg.	Indicator	Date	Last	Prev.	Trend
USD/IDR Today	16285	16280	-0,03%	BI-7 DS RR		5,75	6,25	↓
SGD/IDR Spot	12014	11997	-0,14%	BI - Depfac	15/01/2025	5,25	5,50	↓
MYR/IDR Spot	3661	3656	-0,12%	BI - LF		6,75	7,00	↓
SAR/IDR Spot	4341	4331	-0,23%	US Fed's Current Range		4,50	5,50	↓
US - Dow Jones Industrial Average	44157	44565	0,92%	LPS IDR		4,25	4,25	→
Tokyo - Nikkei 225	39959	40053	0,24%	LPS USD	01/02/2024	2,25	2,25	→
Hong Kong - Hang Seng Index	19701	19846	0,73%	LPS BPR		6,75	6,75	→
Singapore - Srait Time Index STI	3807	3810	0,08%					
Indonesia - IHSG	7233	7248	0,21%					
WTI Crude Oil Future/ barrel (Aug. 2024)	69,91	69,91	0,00%					
Gold Spot \$/Oz	2764,47	2765,05	0,02%					
Ice Newcastle Coal/ metric ton	116,75	116,50	-0,21%					
Malaysia CPO Contract (MYR/Metric ton)	4675,00	4675,00	0,00%					

Indonesia Economic Data (in US\$ Billion, or percentage)				
Indicator	Date	Last	Prev.	Trend
GDP (Gross Domestic Bruto)	30/09/2024	4,95	5,05	↓
CPI (YoY)	31/12/2024	1,57	1,55	↑
CPI Core (YoY)	31/12/2024	2,26	0	↑
CPI (MoM)	30/11/2024	0,44	0,30	↑
Trade Balance (USD Billion)	31/12/2024	\$ 2,240	\$ 4,367	↓
Export Growth	31/12/2024	\$ 4,78	\$ 9,10	↓
Import Growth	31/12/2024	\$ 11,07	\$ 0,23	↑
Foreign Reserves	31/12/2024	\$ 155,72	\$ 150,24	↑
Balance of Payment	30/09/2024	\$ -2.150	\$ -3.246	↑

Foreign currency (US\$) and Money Market (Rp.)				
Tenor	Sett. Date	BID	OFFER	Gap.
TOD	24/01/2025	16.235	16.285	50,00
TOM	25/01/2025	16.238	16.288	50,50
SPOT	31/01/2025	16.238	16.288	50,50
NDF 1Mo.	28/02/2025	16.225	16.241	16,00
D-NDF 3Mo.	30/04/2025	16.251	16.309	58,00
1 Wk.	07/02/2025	16.238	16.288	50,52
2 Wk.	14/02/2025	16.242	16.293	51,09
1 Mo.	28/02/2025	16.250	16.302	52,00
2 Mo.	27/03/2025	16.265	16.322	57,00
3 Mo.	30/04/2025	16.285	16.340	55,00
6 Mo.	31/07/2025	16.355	16.420	65,00
1 Yr.	30/01/2026	16.520	16.585	65,00

Money Market Rates (ACT/360)									
RATE	O/N	1 Wk	2 Wk	1 Mo	2 Mo	3 Mo	6 Mo	9 Mo	1 Yr
INTERBANK (IDR)	5,73%	6,08%	6,23%	6,35%	#VALUE!	6,65%	no data	no data	no data
INTERBANK (USD)	4,36%	4,39%	4,38%	4,42%	4,47%	4,49%	4,50%	4,53%	4,54%
<b>INDONESIA</b>	<b>5,73%</b>								
SIBOR (SGD)	0,10%	0,14%	no data	0,17%	0,21%	0,25%	0,35%	0,47%	0,58%
LIBOR (USD)	5,06%	no data	no data	4,96%	no data	4,85%	4,68%	no data	6,04%
JIBOR (IDR)	5,73%	6,04%	no data	6,39%	no data	6,70%	6,81%	no data	7,00%

Indonesia Government Bond									
Seri	Coupon	Bid	Offer	Bid Yield	Day(s) to Next Coupon	Last Week	Last Month	Day(s) to maturity	Trend
FR0064	6,125	97,77	98,17	6,891	104	97,91	97,51	1184 Hari	↓
FR0081	6,500	99,88	100,06	6,777	135	99,94	99,82	133 Hari	↓
FR0084	7,250	100,26	100,64	6,982	15	100,46	100,61	375 Hari	↓
FR0090	5,125	96,37	96,74	6,924	74	96,46	96,20	793 Hari	↓
FR0091	6,375	96,14	96,54	7,066	74	96,01	96,36	2595 Hari	↑
FR0092	7,125	98,55	99,12	7,273	135	98,78	100,19	6257 Hari	↓
FR0093	6,375	93,98	94,65	7,111	165	94,08	94,80	4486 Hari	↓
FR0089	6,875	95,85	96,61	7,228	15	95,36	97,07	9559 Hari	↑
FR0095	6,375	98,39	98,78	6,895	15	98,51	98,24	1274 Hari	↓
FR0096	7,000	99,56	99,84	7,072	15	99,22	100,09	2897 Hari	↑
PBS012	8,875	109,14	109,62	7,150	104	109,41	110,35	2445 Hari	↑
PBS003	6,000	98,33	98,45	6,925	165	98,11	97,97	704 Hari	↑
PBS033	6,750	94,73	95,32	7,228	135	94,90	96,97	8058 Hari	↓
PBS036	5,375	99,27	99,62	6,763	15	99,42	99,15	193 Hari	↓
PBS037	6,875	99,48	99,82	6,941	43	99,67	99,61	4005 Hari	↓
PBS029	6,375	97,67	97,94	6,720	43	97,82	97,84	3284 Hari	↓
PBS034	6,500	94,34	95,07	7,135	135	94,85	96,00	5176 Hari	↓
FR0100	6,625	96,77	97,10	7,114	15	96,77	97,70	3257 Hari	↑
FR0101	6,875	99,71	100,21	6,952	74	100,07	99,57	1514 Hari	↓
FR0102	6,875	95,91	96,64	7,212	165	95,63	97,53	10610 Hari	↑
FR0103	6,750	97,63	97,92	7,074	165	97,31	98,33	3765 Hari	↑
FR0104	6,500	98,18	98,43	6,905	165	98,10	97,72	1964 Hari	↑
FR0098	7,125	99,43	99,87	7,191	135	99,16	100,55	4816 Hari	↑
FR0097	7,125	99,29	99,84	7,194	135	98,30	100,23	6617 Hari	↓
PBS038	6,875	95,61	96,20	7,258	135	95,87	97,74	8960 Hari	↓
PBS004	6,100	92,93	93,47	6,977	15	93,17	94,01	4338 Hari	↓
PBS030	5,875	96,81	97,09	6,927	165	96,78	97,21	1244 Hari	↑
PBS039	6,625	94,08	97,48	7,247	165	95,78	97,34	5927 Hari	↓
PBS032	4,875	97,07	97,43	7,018	165	97,08	96,94	523 Hari	↓



Tim Riset:  
 Ryan Eka Putra - Dealer FI - Ext.7952 - ryan.ekaputra@banksumselbabel.com  
 Disclaimer/ Pernyataan bebas tanggung jawab: Semua data dalam lembaran ini hanya dipergunakan sebagai informasi, Kinerja masa lalu bukan merupakan indikasi kinerja masa depan atau perkiraan performa suatu instrumen. Informasi yang dimuat dalam lembaran ini diperoleh dari sumber yang dapat dipercaya, namun BPD Sumsel Babel tidak menjamin kelengkapan atau akurasi. Data, opini dan perkiraan yang diungkapkan dapat berubah tanpa pemberitahuan dan BPD Sumsel Babel tegas menolai setiap dan semua tanggung jawab atas pernyataan dan jaminan, tersurat maupun tersirat, yang tercantum di sini, atau yang tidak dicantumkan.