

### Fixed Income Daily Report

Tuesday, 04 February 2025 09:01:02

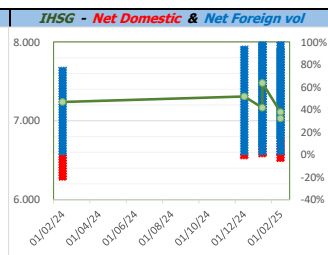
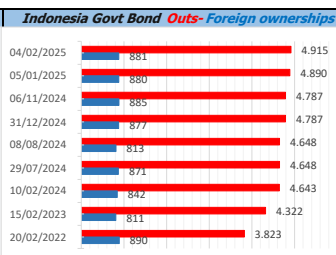
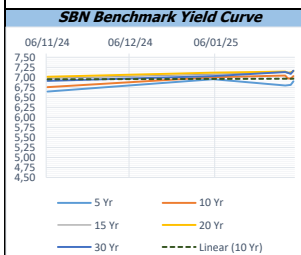
Global Market				Policy rates				
Indicator	price yesterday	TOD price	% chg.	Indicator	Date	Last	Prev.	Trend
USD/IDR Today	16300	16435	0,82%	BI-7 DS RR		5,75	6,25	↓
SGD/IDR Spot	12034	12020	-0,11%	BI - Depfac	15/01/2025	5,25	5,50	↓
MYR/IDR Spot	3664	3663	-0,02%	BI - LF		6,75	7,00	↓
SAR/IDR Spot	4386	4385	-0,02%	US Fed's Current Range		4,50	5,50	↓
US - Dow Jones Industrial Average	44545	44422	-0,28%	LPS IDR		4,25	4,25	→
Tokyo - Nikkei 225	38520	39133	1,57%	LPS USD	01/02/2024	2,25	2,25	→
Hong Kong - Hang Seng Index	20217	20547	1,61%	LPS BPR		6,75	6,75	→
Singapore - Srait Time Index STI	3826	3838	0,31%					
Indonesia - IHSG	7030	7069	0,56%					
WTI Crude Oil Future/ barrel (Aug. 2024)	69,91	69,91	0,00%					
Gold Spot \$/Oz	2823,03	2823,54	0,02%					
Ice Newcastle Coal/ metric ton	118,50	115,65	-2,46%					
Malaysia CPO Contract (MYR/Metric ton)	4675,00	4675,00	0,00%					

Indonesia Economic Data (in US\$ Billion, or percentage)				
Indicator	Date	Last	Prev.	Trend
GDP (Gross Domestic Bruto)	30/09/2024	4,95	5,05	↓
CPI (YoY)	31/01/2025	0,76	1,57	↓
CPI Core (YoY)	31/01/2025	2,36	4,42	↓
CPI (MoM)	31/12/2024	-0,76	0,44	↓
Trade Balance (USD Billion)	31/12/2024	\$ 2,240	\$ 4,367	↓
Export Growth	31/12/2024	\$ 4,78	\$ 9,10	↓
Import Growth	31/12/2024	\$ 11,07	\$ 0,23	↑
Foreign Reserves	31/12/2024	\$ 155,72	\$ 150,24	↑
Balance of Payment	30/09/2024	\$ -2.150	\$ -3.246	↑

Foreign currency (US\$) and Money Market (Rp.)				
Tenor	Sett. Date	BID	OFFER	Gap.
TOD	04/02/2025	16.425	16.445	20,00
TOM	05/02/2025	16.426	16.446	20,15
SPOT	06/02/2025	16.426	16.446	20,15
NDF 1Mo.	06/03/2025	16.371	16.421	50,00
D-NDF 3Mo.	06/05/2025	16.424	16.474	50,00
1 Wk.	13/02/2025	16.429	16.450	20,78
2 Wk.	20/02/2025	16.434	16.455	20,99
1 Mo.	06/03/2025	16.441	16.464	23,01
2 Mo.	08/04/2025	16.458	16.483	25,00
3 Mo.	06/05/2025	16.476	16.500	23,83
6 Mo.	06/08/2025	16.541	16.570	28,82
1 Yr.	06/02/2026	16.697	16.735	37,58

Money Market Rates (ACT/360)									
RATE	O/N	1 Wk	2 Wk	1 Mo	3 Mo	6 Mo	9 Mo	1 Yr	
INTERBANK (IDR)	5,80%	6,13%	6,23%	6,38%	#VALUE!	6,65%	no data	no data	no data
INTERBANK (USD)	4,38%	4,37%	4,37%	4,40%	4,44%	4,49%	4,48%	4,50%	4,48%
<b>INDONESIA</b>	<b>5,80%</b>								
SIBOR (SGD)	0,10%	0,14%	no data	0,17%	0,21%	0,25%	0,35%	0,47%	0,58%
LIBOR (USD)	5,06%	no data	no data	4,96%	no data	4,85%	4,68%	no data	6,04%
JIBOR (IDR)	5,80%	6,03%	no data	6,40%	no data	6,70%	6,81%	no data	7,00%

Indonesia Government Bond									
Seri	Coupon	Bid	Offer	Bid Yield	Day(s) to Next Coupon	Last Week	Last Month	Day(s) to maturity	Trend
FR0064	6,125	97,91	98,35	6,845	98	98,25	98,25	1178 Hari	↓
FR0081	6,500	99,92	100,09	6,659	129	100,02	100,02	127 Hari	↓
FR0084	7,250	100,36	100,71	6,873	9	100,55	100,55	369 Hari	↓
FR0090	5,125	96,49	96,84	6,874	68	96,73	96,73	787 Hari	↓
FR0091	6,375	96,43	96,79	7,014	68	96,67	96,67	2589 Hari	↓
FR0092	7,125	99,38	99,93	7,187	129	99,85	99,85	6251 Hari	↓
FR0093	6,375	93,81	94,90	7,133	159	94,55	94,55	4480 Hari	↓
FR0089	6,875	96,04	97,20	7,211	9	96,70	96,70	9553 Hari	↓
FR0095	6,375	98,64	99,01	6,815	9	98,84	98,84	1268 Hari	↓
FR0096	7,000	99,71	100,02	7,048	9	100,08	100,08	2891 Hari	↓
PBS012	8,875	109,09	109,56	7,154	98	109,57	109,57	2439 Hari	↓
PBS003	6,000	98,48	98,75	6,845	159	98,66	98,66	698 Hari	↓
PBS033	6,750	94,85	95,44	7,216	129	95,14	95,14	8052 Hari	↓
PBS036	5,375	99,47	99,82	6,404	9	99,65	99,65	187 Hari	↓
PBS037	6,875	99,31	99,65	6,964	37	99,77	99,77	3999 Hari	↓
PBS029	6,375	97,37	97,64	6,765	37	97,50	97,50	3278 Hari	↓
PBS034	6,500	94,11	94,82	7,162	129	96,37	96,37	5170 Hari	↓
<b>FR0100</b>	6,625	97,30	97,61	7,034	9	97,74	97,74	3251 Hari	↓
<b>FR0101</b>	6,875	99,90	100,22	6,900	68	100,21	100,21	1508 Hari	↓
<b>FR0102</b>	6,875	96,62	97,38	7,151	159	97,32	97,32	10604 Hari	↓
<b>FR0103</b>	6,750	97,67	98,01	7,069	159	98,37	98,37	3759 Hari	↓
<b>FR0104</b>	6,500	98,17	98,51	6,907	159	98,48	98,48	1958 Hari	↓
<b>FR0098</b>	7,125	99,58	100,00	7,172	129	100,02	100,02	4810 Hari	↓
<b>FR0097</b>	7,125	99,66	100,15	7,157	129	100,05	100,05	6611 Hari	↓
<b>PBS038</b>	6,875	95,87	96,46	7,234	129	95,67	95,67	8954 Hari	↑
<b>PBS004</b>	6,100	92,93	93,46	6,979	9	93,91	93,91	4332 Hari	↓
<b>PBS030</b>	5,875	96,97	97,25	6,876	159	97,33	97,33	1238 Hari	↓
<b>PBS039</b>	6,625	96,03	96,73	7,035	159	96,38	96,38	5921 Hari	↓
<b>PBS032</b>	4,875	97,22	97,55	6,932	159	97,39	96,94	517 Hari	↓



Tim Riset:  
 Ryan Eka Putra - Dealer FI - Ext.7952 - ryan.ekaputra@banksumselbabel.com  
 Disclaimer/ Pernyataan bebas tanggung jawab: Semua data dalam lembaran ini hanya dipergunakan sebagai informasi, Kinerja masa lalu bukan merupakan indikasi kinerja masa depan atau perkiraan performa atas suatu instrumen. Informasi yang dimuat dalam lembaran ini diperoleh dari sumber yang dapat dipercaya, namun BPD Sumsel Babel tidak menjamin kelengkapan atau akurasi. Data, opini dan perkiraan yang diungkapkan dapat berubah tanpa pemberitahuan dan BPD Sumsel Babel tegas menolai setiap dan semua tanggung jawab atas pernyataan dan jaminan, tersurat maupun tersirat, yang tercantum di sini, atau yang tidak dicantumkan.