

Fixed Income Daily Report

Thursday, 06 February 2025 09:01:37

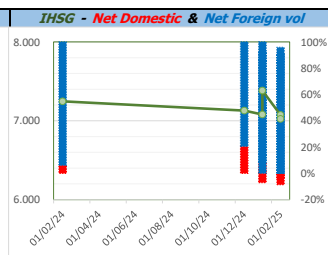
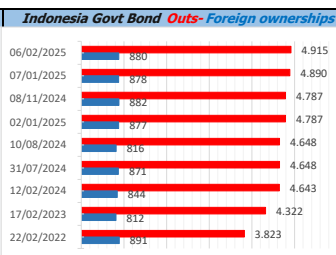
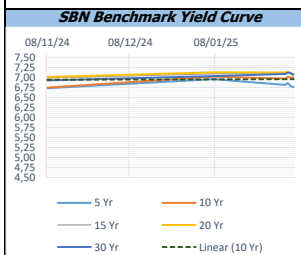
Global Market				Policy rates				
Indicator	price yesterday	TOD price	% chg.	Indicator	Date	Last	Prev.	Trend
USD/IDR Today	16285	16305	0,12%	BI-7 DS RR		5,75	6,25	↓
SGD/IDR Spot	12025	12061	0,30%	BI - Depfac	15/01/2025	5,25	5,50	↓
MYR/IDR Spot	3684	3685	0,03%	BI - LF		6,75	7,00	↓
SAR/IDR Spot	4346	4348	0,05%	US Fed's Current Range		4,50	5,50	↓
US - Dow Jones Industrial Average	44556	44873	0,71%	LPS IDR		4,25	4,25	→
Tokyo - Nikkei 225	38831	38900	0,18%	LPS USD	01/02/2024	2,25	2,25	→
Hong Kong - Hang Seng Index	20597	20648	0,25%	LPS BPR		6,75	6,75	→
Singapore - Srait Time Index STI	3815	3829	0,35%					
Indonesia - IHSG	7024	7012	-0,18%					
WTI Crude Oil Future/ barrel (Aug. 2024)	69,91	69,91	0,00%					
Gold Spot \$/Oz	2871,98	2872,53	0,02%					
Ice Newcastle Coal/ metric ton	112,50	111,25	-1,12%					
Malaysia CPO Contract (MYR/Metric ton)	4675,00	4675,00	0,00%					

Indonesia Economic Data (in US\$ Billion, or percentage)				
Indicator	Date	Last	Prev.	Trend
GDP (Gross Domestic Bruto)	31/12/2024	5,02	4,95	↑
CPI (YoY)	31/01/2025	0,76	1,57	↓
CPI Core (YoY)	31/01/2025	2,36	4,42	↓
CPI (MoM)	31/12/2024	-0,76	0,44	↓
Trade Balance (USD Billion)	31/12/2024	\$ 2,239	\$ 4,367	↓
Export Growth	31/12/2024	\$ 4,78	\$ 9,10	↓
Import Growth	31/12/2024	\$ 11,07	\$ 0,23	↑
Foreign Reserves	31/12/2024	\$ 155,72	\$ 150,24	↑
Balance of Payment	30/09/2024	\$ -2.150	\$ -3.246	↑

Foreign currency (US\$) and Money Market (Rp.)				
Tenor	Sett. Date	BID	OFFER	Gap.
TOD	06/02/2025	16.280	16.290	10,00
TOM	07/02/2025	16.281	16.291	10,24
SPOT	10/02/2025	16.281	16.291	10,24
NDF 1Mo.	10/03/2025	16.320	16.334	14,00
D-NDF 3Mo.	14/05/2025	16.374	16.390	16,00
1 Wk.	18/02/2025	16.284	16.295	10,53
2 Wk.	24/02/2025	16.290	16.300	10,98
1 Mo.	10/03/2025	16.298	16.310	12,00
2 Mo.	10/04/2025	16.317	16.332	15,00
3 Mo.	14/05/2025	16.335	16.347	12,00
6 Mo.	11/08/2025	16.400	16.419	18,96
1 Yr.	10/02/2026	16.549	16.575	26,14

Money Market Rates (ACT/360)									
RATE	O/N	1 Wk	2 Wk	1 Mo	3 Mo	6 Mo	9 Mo	1 Yr	
INTERBANK (IDR)	5,76%	6,10%	6,23%	6,38%	#VALUE!	6,53%	no data	no data	no data
INTERBANK (USD)	4,38%	4,38%	4,39%	4,42%	4,50%	4,52%	4,51%	4,51%	4,52%
INDONESIA	5,76%								
SIBOR (SGD)	0,10%	0,14%	no data	0,17%	0,21%	0,25%	0,35%	0,47%	0,58%
LIBOR (USD)	5,06%	no data	no data	4,96%	no data	4,85%	4,68%	no data	6,04%
JIBOR (IDR)	5,76%	6,03%	no data	6,40%	no data	6,70%	6,81%	no data	7,00%

Indonesia Government Bond									
Seri	Coupon	Bid	Offer	Bid Yield	Day(s) to Next Coupon	Last Week	Last Month	Day(s) to maturity	Trend
FR0064	6,125	98,25	98,63	6,725	94	98,25	98,25	1174 Hari	→
FR0081	6,500	99,94	100,11	6,611	125	100,02	100,02	123 Hari	↓
FR0084	7,250	100,45	100,84	6,786	5	100,55	100,55	365 Hari	↓
FR0090	5,125	96,77	97,16	6,734	64	96,73	96,73	783 Hari	↑
FR0091	6,375	97,18	97,65	6,873	64	96,67	96,67	2585 Hari	↑
FR0092	7,125	100,18	100,92	7,106	125	99,85	99,85	6247 Hari	↑
FR0093	6,375	94,72	95,49	7,018	155	94,55	94,55	4476 Hari	↑
FR0089	6,875	96,51	98,01	7,170	5	96,70	96,70	9549 Hari	↓
FR0095	6,375	98,85	99,28	6,747	5	98,84	98,84	1264 Hari	↑
FR0096	7,000	100,44	100,84	6,927	5	100,08	100,08	2887 Hari	↑
PBS012	8,875	109,10	109,57	7,151	94	109,57	109,57	2435 Hari	↓
PBS003	6,000	98,75	99,02	6,696	155	98,66	98,66	694 Hari	↑
PBS033	6,750	95,19	95,78	7,184	125	95,14	95,14	8048 Hari	↑
PBS036	5,375	99,54	99,89	6,286	5	99,65	99,65	183 Hari	↓
PBS037	6,875	99,60	99,93	6,926	33	99,77	99,77	3996 Hari	↓
PBS029	6,375	97,38	97,65	6,764	33	97,50	97,50	3275 Hari	↓
PBS034	6,500	93,58	94,29	7,225	125	96,37	96,37	5166 Hari	↓
FR0100	6,625	97,73	98,32	6,963	5	97,74	97,74	3247 Hari	↓
FR0101	6,875	100,42	100,76	6,753	64	100,21	100,21	1504 Hari	↑
FR0102	6,875	97,53	98,16	7,075	155	97,32	97,32	10600 Hari	↑
FR0103	6,750	98,68	98,98	6,928	155	98,37	98,37	3755 Hari	↑
FR0104	6,500	99,08	99,38	6,713	155	98,48	98,48	1954 Hari	↑
FR0098	7,125	101,22	101,60	6,981	125	100,02	100,02	4806 Hari	↑
FR0097	7,125	100,59	101,01	7,063	125	100,05	100,05	6607 Hari	↑
PBS038	6,875	96,14	96,73	7,210	125	95,67	95,67	8950 Hari	↑
PBS004	6,100	93,44	93,97	6,912	5	93,91	93,91	4328 Hari	↓
PBS030	5,875	97,25	97,52	6,785	155	97,33	97,33	1234 Hari	↓
PBS039	6,625	95,66	96,28	7,075	155	96,38	96,38	5917 Hari	↓
PBS032	4,875	97,44	97,65	6,773	155	97,39	96,94	513 Hari	↑



Tim Riset:
Ryan Eka Putra - Dealer FI - Ext.7952 - ryan.ekaputra@banksumselbabel.com

Disclaimer/ Pernyataan bebas tanggung jawab: Semua data dalam lembaran ini hanya dipergunakan sebagai informasi. Kinerja masa lalu bukan merupakan indikasi kinerja masa depan atau perkiraan performa atas suatu instrumen. Informasi yang dimuat dalam lembaran ini diperoleh dari sumber yang dapat dipercaya, namun BPD Sumsel Babel tidak menjamin kelengkapan atau akurasi. Data, opini dan perkiraan yang diungkapkan dapat berubah tanpa pemberitahuan dan BPD Sumsel Babel tegas menolai setiap dan semua tanggung jawab atas pernyataan dan jaminan, tersurat maupun tersirat, yang tercantum di sini, atau yang tidak dicantumkan.