

Fixed Income Daily Report

Monday, 10 February 2025 09:00:09

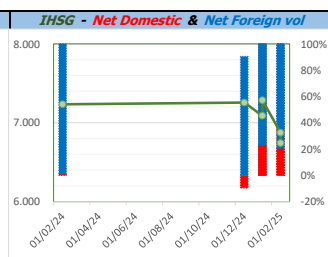

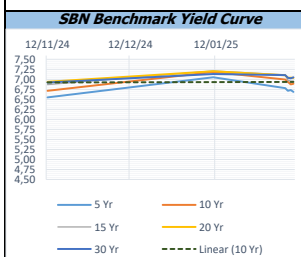
Global Market				Policy rates				
Indicator	price yesterday	TOD price	% chg.	Indicator	Date	Last	Prev.	Trend
USD/IDR Today	16330	16275	-0,34%	BI-7 DS RR		5,75	6,25	↓
SGD/IDR Spot	12076	12054	-0,18%	BI - Depfac	15/01/2025	5,25	5,50	↓
MYR/IDR Spot	3687	3670	-0,49%	BI - LF		6,75	7,00	↓
SAR/IDR Spot	4341	4342	0,02%	US Fed's Current Range		4,50	5,50	↓
US - Dow Jones Industrial Average	44748	44303	-1,00%	LPS IDR		4,25	4,25	→
Tokyo - Nikkei 225	38787	38828	0,11%	LPS USD	01/02/2024	2,25	2,25	→
Hong Kong - Hang Seng Index	21134	21324	0,89%	LPS BPR		6,75	6,75	→
Singapore - Srait Time Index STI	3861	3895	0,85%					
Indonesia - IHSG	6743	6705	-0,56%					
WTI Crude Oil Future/ barrel (Aug. 2024)	69,91	69,91	0,00%					
Gold Spot \$/Oz	2871,60	2872,30	0,02%					
Ice Newcastle Coal/ metric ton	108,95	107,25	-1,59%					
Malaysia CPO Contract (MYR/Metric ton)	4675,00	4675,00	0,00%					

Indonesia Economic Data (in US\$ Billion, or percentage)				
Indicator	Date	Last	Prev.	Trend
GDP (Gross Domestic Bruto)	31/12/2024	5,02	4,95	↑
CPI (YoY)	31/01/2025	0,76	1,57	↓
CPI Core (YoY)	31/01/2025	2,36	4,42	↓
CPI (MoM)	31/12/2024	-0,76	0,44	↓
Trade Balance (USD Billion)	31/12/2024	\$ 2.239	\$ 4.367	↓
Export Growth	31/12/2024	\$ 4,78	\$ 9,10	↓
Import Growth	31/12/2024	\$ 11,07	\$ 0,23	↑
Foreign Reserves	31/01/2025	\$ 156,08	\$ 155,72	↑
Balance of Payment	30/09/2024	\$ -2.150	\$ -3.246	↑

Foreign currency (US\$) and Money Market (Rp.)				
Tenor	Sett. Date	BID	OFFER	Gap.
TOD	10/02/2025	16.275	16.285	10,00
TOM	11/02/2025	16.276	16.286	10,10
SPOT	12/02/2025	16.276	16.286	10,10
NDF 1Mo.	12/03/2025	16.351	16.367	16,00
D-NDF 3Mo.	14/05/2025	16.393	16.421	28,00
1 Wk.	19/02/2025	16.279	16.290	10,62
2 Wk.	26/02/2025	16.284	16.295	11,01
1 Mo.	12/03/2025	16.294	16.306	11,54
2 Mo.	14/04/2025	16.313	16.329	16,00
3 Mo.	14/05/2025	16.336	16.348	12,00
6 Mo.	12/08/2025	16.401	16.422	21,31
1 Yr.	12/02/2026	16.550	16.570	20,00

Money Market Rates (ACT/360)									
RATE	O/N	1 Wk	2 Wk	1 Mo	3 Mo	6 Mo	9 Mo	1 Yr	
INTERBANK (IDR)	5,69%	6,15%	6,23%	6,38%	#VALUE!	6,63%	no data	no data	no data
INTERBANK (USD)	4,38%	4,39%	4,37%	4,42%	4,48%	4,52%	4,51%	4,51%	4,55%
INDONESIA	5,69%								
SIBOR (SGD)	0,10%	0,14%	no data	0,17%	0,21%	0,25%	0,35%	0,47%	0,58%
LIBOR (USD)	5,06%	no data	no data	4,96%	no data	4,85%	4,68%	no data	6,04%
JIBOR (IDR)	5,69%	6,03%	no data	6,40%	no data	6,70%	6,81%	no data	7,00%

Indonesia Government Bond									
Seri	Coupon	Bid	Offer	Bid Yield	Day(s) to Next Coupon	Last Week	Last Month	Day(s) to maturity	Trend
FR0064	6,125	98,52	98,92	6,632	92	98,64	98,25	1172 Hari	↓
FR0081	6,500	99,97	100,14	6,537	123	100,09	100,02	121 Hari	↓
FR0084	7,250	100,42	100,76	6,813	3	100,68	100,55	363 Hari	↓
FR0090	5,125	97,06	97,31	6,596	62	97,08	96,73	781 Hari	↓
FR0091	6,375	97,59	97,94	6,802	62	97,69	96,67	2583 Hari	↓
FR0092	7,125	100,35	101,25	7,088	123	100,80	99,85	6245 Hari	↓
FR0093	6,375	95,06	95,75	6,975	153	95,41	94,55	4474 Hari	↓
FR0089	6,875	97,64	98,35	7,074	3	97,84	96,70	9547 Hari	↓
FR0095	6,375	99,26	99,65	6,616	3	99,31	98,84	1262 Hari	↓
FR0096	7,000	100,76	101,11	6,875	3	100,86	100,08	2885 Hari	↓
PBS012	8,875	109,33	109,79	7,109	92	109,56	109,57	2433 Hari	↓
PBS003	6,000	98,80	99,07	6,671	153	98,94	98,66	692 Hari	↓
PBS033	6,750	95,72	96,31	7,135	123	96,01	95,14	8046 Hari	↓
PBS036	5,375	99,47	99,82	6,448	3	99,64	99,65	181 Hari	↓
PBS037	6,875	99,51	99,85	6,937	31	99,68	99,77	3994 Hari	↓
PBS029	6,375	97,26	97,53	6,783	31	97,39	97,50	3273 Hari	↓
PBS034	6,500	96,16	96,86	6,926	123	96,51	96,37	5164 Hari	↓
FR0100	6,625	98,21	98,66	6,895	3	98,40	97,74	3245 Hari	↓
FR0101	6,875	100,63	101,04	6,697	62	100,83	100,21	1502 Hari	↓
FR0102	6,875	97,83	98,43	7,050	153	98,13	97,32	10598 Hari	↓
FR0103	6,750	99,07	99,39	6,876	153	99,22	98,37	3753 Hari	↓
FR0104	6,500	99,27	99,60	6,662	153	99,45	98,48	1952 Hari	↓
FR0098	7,125	101,43	101,79	6,957	123	101,60	100,02	4804 Hari	↓
FR0097	7,125	100,83	101,26	7,042	123	101,05	100,05	6605 Hari	↓
PBS038	6,875	97,02	97,61	7,132	123	97,31	95,67	8948 Hari	↓
PBS004	6,100	93,65	94,19	6,885	3	93,92	93,91	4326 Hari	↓
PBS030	5,875	97,21	97,49	6,798	153	97,35	97,33	1232 Hari	↓
PBS039	6,625	96,31	96,76	7,006	153	96,54	96,38	5915 Hari	↓
PBS032	4,875	97,54	97,80	6,708	153	97,67	96,94	511 Hari	↓



Tim Riset:
 Ryan Eka Putra - Dealer FI - Ext.7952 - ryan.ekaputra@banksumselbabel.com
 Disclaimer/ Pernyataan bebas tanggung jawab: Semua data dalam lembaran ini hanya dipergunakan sebagai informasi, Kinerja masa lalu bukan merupakan indikasi kinerja masa depan atau perkiraan performa atas suatu instrumen. Informasi yang dimuat dalam lembaran ini diperoleh dari sumber yang dapat dipercaya, namun BPD Sumsel Babel tidak menjamin kelengkapan atau akurasi. Data, opini dan perkiraan yang diungkapkan dapat berubah tanpa pemberitahuan dan BPD Sumsel Babel tegas menolai setiap dan semua tanggung jawab atas pernyataan dan jaminan, termasuk maupun tersirat, yang tercantum di sini, atau yang tidak dicantumkan.