

Fixed Income Daily Report

Thursday, 13 February 2025 09:02:51

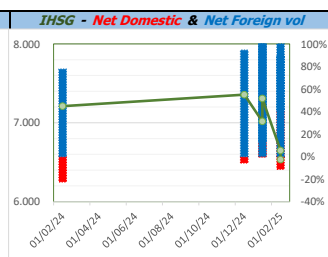

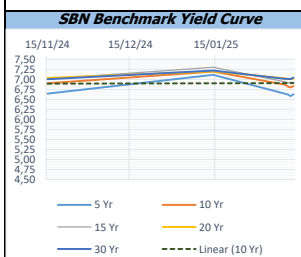
Global Market				Policy rates				
Indicator	price yesterday	TOD price	% chg.	Indicator	Date	Last	Prev.	Trend
USD/IDR Today	16375	16367	-0,05%	BI-7 DS RR		5,75	6,25	↓
SGD/IDR Spot	12079	12093	0,12%	BI - Depfac	15/01/2025	5,25	5,50	↓
MYR/IDR Spot	3659	3664	0,14%	BI - LF		6,75	7,00	↓
SAR/IDR Spot	4367	4366	-0,02%	US Fed's Current Range		4,50	5,50	↓
US - Dow Jones Industrial Average	44594	44369	-0,51%	LPS IDR		4,25	4,25	→
Tokyo - Nikkei 225	38964	39322	0,91%	LPS USD	01/02/2024	2,25	2,25	→
Hong Kong - Hang Seng Index	21295	21858	2,58%	LPS BPR		6,75	6,75	→
Singapore - Srait Time Index STI	3861	3875	0,36%					
Indonesia - IHSG	6532	6646	1,71%					
WTI Crude Oil Future/ barrel (Aug. 2024)	75,89	75,89	0,00%					
Gold Spot \$/Oz	2906,23	2906,75	0,02%					
Ice Newcastle Coal/ metric ton	104,75	104,50	-0,24%					
Malaysia CPO Contract (MYR/Metric ton)	4875,00	4875,00	0,00%					

Indonesia Economic Data (in US\$ Billion, or percentage)					
Indicator	Date	Last	Prev.	Trend	
GDP (Gross Domestic Bruto)	31/12/2024	5,02	4,95	↑	
CPI (YoY)	31/01/2025	0,76	1,57	↓	
CPI Core (YoY)	31/01/2025	2,36	4,42	↓	
CPI (MoM)	31/12/2024	-0,76	0,44	↓	
Trade Balance (USD Billion)	31/12/2024	\$ 2,239	\$ 4,367	↓	
Export Growth	31/12/2024	\$ 4,78	\$ 9,10	↓	
Import Growth	31/12/2024	\$ 11,07	\$ 0,23	↑	
Foreign Reserves	31/01/2025	\$ 156,08	\$ 155,72	↑	
Balance of Payment	30/09/2024	\$ -2.150	\$ -3.246	↑	

Foreign currency (US\$) and Money Market (Rp.)				
Tenor	Sett. Date	BID	OFFER	Gap.
TOD	13/02/2025	16.370	16.380	10,00
TOM	14/02/2025	16.371	16.381	10,20
SPOT	18/02/2025	16.371	16.381	10,20
NDF 1Mo.	18/03/2025	16.395	16.421	26,00
D-NDF 3Mo.	19/05/2025	16.447	16.466	19,00
1 Wk.	25/02/2025	16.375	16.385	10,43
2 Wk.	04/03/2025	16.379	16.390	11,18
1 Mo.	18/03/2025	16.388	16.400	11,50
2 Mo.	21/04/2025	16.406	16.422	15,50
3 Mo.	19/05/2025	16.425	16.438	13,33
6 Mo.	18/08/2025	16.488	16.508	20,00
1 Yr.	18/02/2026	16.635	16.665	30,00

Money Market Rates (ACT/360)									
RATE	O/N	1 Wk	2 Wk	1 Mo	3 Mo	6 Mo	9 Mo	1 Yr	
INTERBANK (IDR)	5,67%	6,08%	6,23%	6,38%	#VALUE!	6,53%	no data	no data	no data
INTERBANK (USD)	4,35%	4,36%	4,37%	4,40%	4,50%	4,53%	4,57%	4,56%	4,58%
INDONESIA 5,67%									
SIBOR (SGD)	0,10%	0,14%	no data	0,17%	0,21%	0,25%	0,35%	0,47%	0,58%
LIBOR (USD)	5,06%	no data	no data	4,96%	no data	4,85%	4,68%	no data	6,04%
JIBOR (IDR)	5,67%	6,02%	no data	6,38%	no data	6,69%	6,79%	no data	6,97%

Indonesia Government Bond									
Seri	Coupon	Bid	Offer	Bid Yield	Day(s) to Next Coupon	Last Week	Last Month	Day(s) to maturity	Trend
FR0064	6,125	98,54	98,92	6,638	87	98,64	98,25	1167 Hari	↓
FR0081	6,500	99,98	100,15	6,516	118	100,09	100,02	116 Hari	↓
FR0084	7,250	100,56	100,93	6,669	179	100,68	100,55	358 Hari	↓
FR0090	5,125	96,95	97,30	6,651	57	97,08	96,73	776 Hari	↓
FR0091	6,375	97,50	97,90	6,831	57	97,69	96,67	2578 Hari	↓
FR0092	7,125	100,45	101,12	7,082	118	100,80	99,85	6240 Hari	↓
FR0093	6,375	94,82	95,59	7,004	148	95,41	94,55	4469 Hari	↓
FR0089	6,875	97,13	98,21	7,123	179	97,84	96,70	9542 Hari	↓
FR0095	6,375	99,19	99,61	6,647	179	99,31	98,84	1258 Hari	↓
FR0096	7,000	100,86	101,22	6,872	179	100,86	100,08	2880 Hari	↑
PBS012	8,875	109,05	109,52	7,158	87	109,56	109,57	2428 Hari	↑
PBS003	6,000	98,95	99,22	6,588	148	98,94	98,66	687 Hari	↑
PBS033	6,750	95,23	95,83	7,181	118	96,01	95,14	8041 Hari	↓
PBS036	5,375	99,54	99,89	6,314	179	99,64	99,65	177 Hari	↓
PBS037	6,875	99,62	99,96	6,923	26	99,68	99,77	3989 Hari	↓
PBS029	6,375	97,39	97,66	6,763	26	97,39	97,50	3268 Hari	↑
PBS034	6,500	95,01	95,74	7,058	118	96,51	96,37	5159 Hari	↓
FR0100	6,625	98,60	98,85	6,835	179	98,40	97,74	3240 Hari	↑
FR0101	6,875	100,74	101,03	6,683	57	100,83	100,21	1497 Hari	↓
FR0102	6,875	97,95	98,54	7,049	148	98,13	97,32	10593 Hari	↓
FR0103	6,750	99,35	99,58	6,875	148	99,22	98,37	3748 Hari	↑
FR0104	6,500	99,43	99,65	6,672	148	99,45	98,48	1947 Hari	↓
FR0098	7,125	101,66	102,12	6,930	118	101,60	100,02	4799 Hari	↑
FR0097	7,125	101,06	101,36	7,036	118	101,05	100,05	6600 Hari	↑
PBS038	6,875	96,19	96,78	7,205	118	97,31	95,67	8943 Hari	↓
PBS004	6,100	93,43	93,98	6,914	179	93,92	93,91	4321 Hari	↑
PBS030	5,875	97,78	98,06	6,608	148	97,35	97,33	1227 Hari	↑
PBS039	6,625	95,67	96,27	7,075	148	96,54	96,38	5910 Hari	↓
PBS032	4,875	97,59	97,86	6,683	148	97,67	96,94	506 Hari	↓



Tim Riset:
 Ryan Eka Putra - Dealer FI - Ext.7952 - ryan.ekaputra@banksumselbabel.com
 Disclaimer/ Pernyataan bebas tanggung jawab: Semua data dalam lembaran ini hanya dipergunakan sebagai informasi, Kinerja masa lalu bukan merupakan indikasi kinerja masa depan atau perkiraan performa atas suatu instrumen. Informasi yang dimuat dalam lembaran ini diperoleh dari sumber yang dapat dipercaya, namun BPD Sumsel Babel tidak menjamin kelengkapan atau akurasi. Data, opini dan perkiraan yang diungkapkan dapat berubah tanpa pemberitahuan dan BPD Sumsel Babel tegas menolai setiap dan semua tanggung jawab atas pernyataan dan jaminan, termasuk maupun teroris, yang tercantum di sini, atau yang tidak dicantumkan.