

Fixed Income Daily Report

Friday, 28 February 2025 09:12:50

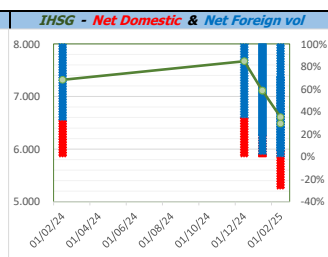

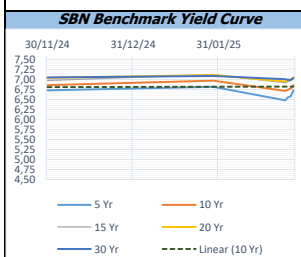
Global Market				Policy rates				
Indicator	price yesterday	TOD price	% chg.	Indicator	Date	Last	Prev.	Trend
USD/IDR Today	16450	16549	0,60%	BI-7 DS RR		5,75	6,25	↓
SGD/IDR Spot	12271	12280	0,07%	BI - Depfac	19/02/2025	5,25	5,50	↓
MYR/IDR Spot	3705	3703	-0,04%	BI - LF		6,75	7,00	↓
SAR/IDR Spot	4390	4416	0,59%	US Fed's Current Range		4,50	5,50	↓
US - Dow Jones Industrial Average	43433	43240	-0,45%	LPS IDR		4,25	4,25	→
Tokyo - Nikkei 225	38256	37182	-2,89%	LPS USD	01/02/2024	2,25	2,25	→
Hong Kong - Hang Seng Index	23718	23282	-1,87%	LPS BPR		6,75	6,75	→
Singapore - Srait Time Index STI	3921	3910	-0,29%					
Indonesia - IHSG	6485	6410	-1,17%					
WTI Crude Oil Future/ barrel (Aug. 2024)	75,89	75,89	0,00%					
Gold Spot \$/Oz	2872,71	2873,23	0,02%					
Ice Newcastle Coal/ metric ton	102,40	102,40	0,00%					
Malaysia CPO Contract (MYR/Metric ton)	4725,00	4725,00	0,00%					

Indonesia Economic Data (in US\$ Billion, or percentage)					
Indicator	Date	Last	Prev.	Trend	
GDP (Gross Domestic Bruto)	31/12/2024	5,02	4,95	↑	
CPI (YoY)	31/01/2025	0,76	1,57	↓	
CPI Core (YoY)	31/01/2025	2,36	4,42	↓	
CPI (MoM)	31/12/2024	-0,76	0,44	↓	
Trade Balance (USD Billion)	31/01/2025	\$ 3,450	\$ 2,240	↑	
Export Growth	31/01/2025	\$ 4,68	\$ 4,78	↓	
Import Growth	31/01/2025	\$ -2,67	\$ 11,06	↓	
Foreign Reserves	31/01/2025	\$ 156,08	\$ 155,72	↑	
Balance of Payment	31/12/2024	\$ -1,145	\$ -2,008	↑	

Foreign currency (US\$) and Money Market (Rp.)					
Tenor	Sett. Date	BID	OFFER	Gap.	
TOD	28/02/2025	16.555	16.565	10,00	
TOM	01/03/2025	16.556	16.566	10,20	
SPOT	04/03/2025	16.556	16.566	10,20	
NDF 1Mo.	08/04/2025	16.573	16.586	13,00	
D-NDF 3Mo.	04/06/2025	16.613	16.630	17,00	
1 Wk.	11/03/2025	16.559	16.570	10,76	
2 Wk.	18/03/2025	16.563	16.574	11,00	
1 Mo.	08/04/2025	16.571	16.583	12,01	
2 Mo.	05/05/2025	16.583	16.599	15,63	
3 Mo.	04/06/2025	16.595	16.610	15,00	
6 Mo.	04/09/2025	16.645	16.668	22,64	
1 Yr.	04/03/2026	16.759	16.796	36,64	

Money Market Rates (ACT/360)									
RATE	O/N	1 Wk	2 Wk	1 Mo	2 Mo	3 Mo	6 Mo	9 Mo	1 Yr
INTERBANK (IDR)	5,64%	6,05%	6,25%	6,38%	#VALUE!	6,53%	no data	no data	no data
INTERBANK (USD)	4,38%	4,38%	4,38%	4,38%	4,46%	4,46%	4,46%	4,44%	4,47%
INDONESIA	5,64%								
SIBOR (SGD)	0,10%	0,14%	no data	0,17%	0,21%	0,25%	0,35%	0,47%	0,58%
LIBOR (USD)	5,06%	no data	no data	4,96%	no data	4,85%	4,68%	no data	6,04%
JIBOR (IDR)	5,64%	6,02%	no data	6,38%	no data	6,69%	6,78%	no data	6,98%

Indonesia Government Bond									
Seri	Coupon	Bid	Offer	Bid Yield	Day(s) to Next Coupon	Last Week	Last Month	Day(s) to maturity	Trend
FR0064	6,125	98,27	98,62	6,731	72	99,06	98,25	1152 Hari	↓
FR0081	6,500	99,96	100,10	6,547	103	100,06	100,02	102 Hari	↓
FR0084	7,250	100,72	101,04	6,456	164	100,97	100,55	343 Hari	↓
FR0090	5,125	97,23	97,54	6,543	42	97,52	96,73	761 Hari	↓
FR0091	6,375	97,43	97,82	6,836	42	98,22	96,67	2563 Hari	↓
FR0092	7,125	100,51	101,19	7,072	103	101,13	99,85	6226 Hari	↓
FR0093	6,375	95,05	95,78	6,978	133	95,50	94,55	4454 Hari	↓
FR0089	6,875	97,96	98,56	7,046	164	98,19	96,70	9528 Hari	↓
FR0095	6,375	99,17	99,53	6,645	164	99,96	98,84	1243 Hari	↓
FR0096	7,000	100,58	100,90	6,904	164	101,60	100,08	2865 Hari	↓
PBS012	8,875	111,00	111,43	6,802	72	111,22	109,57	2413 Hari	↓
PBS003	6,000	98,65	98,92	6,775	133	99,38	98,66	673 Hari	↓
PBS033	6,750	96,85	97,37	7,031	103	97,00	95,14	8027 Hari	↓
PBS036	5,375	99,55	99,90	6,372	164	99,72	99,65	162 Hari	↓
PBS037	6,875	99,64	99,97	6,922	11	99,80	99,77	3974 Hari	↓
PBS029	6,375	97,08	97,35	6,813	11	97,89	97,50	3253 Hari	↓
PBS034	6,500	95,27	95,91	7,028	103	95,34	96,37	5145 Hari	↓
FR0100	6,625	98,24	98,78	6,891	164	99,38	97,74	3225 Hari	↓
FR0101	6,875	100,42	100,86	6,755	42	101,38	100,21	1482 Hari	↓
FR0102	6,875	98,04	98,68	7,032	133	98,28	97,32	10578 Hari	↓
FR0103	6,750	98,61	98,90	6,944	133	99,86	98,37	3733 Hari	↓
FR0104	6,500	98,71	99,04	6,785	133	99,92	98,48	1932 Hari	↓
FR0098	7,125	100,86	101,28	7,023	103	101,74	100,02	4785 Hari	↓
FR0097	7,125	100,76	101,27	7,049	103	101,69	100,05	6586 Hari	↓
PBS038	6,875	97,90	98,49	7,054	103	98,27	95,67	8928 Hari	↓
PBS004	6,100	93,86	94,37	6,860	164	94,12	93,91	4306 Hari	↓
PBS030	5,875	97,72	98,06	6,638	133	98,40	97,33	1212 Hari	↓
PBS039	6,625	96,18	97,65	7,020	133	96,44	96,38	5895 Hari	↓
PBS032	4,875	97,60	98,03	6,731	133	98,06	96,94	491 Hari	↓



Tim Riset:
 Ryan Eka Putra - Dealer FI - Ext.7952 - ryan.ekaputra@banksumselbabel.com

Disclaimer/ Pernyataan bebas tanggung jawab: Semua data dalam lembaran ini hanya dipergunakan sebagai informasi, Kinerja masa lalu bukan merupakan indikasi kinerja masa depan atau perkiraan performa atas suatu instrumen. Informasi yang dimuat dalam lembaran ini diperoleh dari sumber yang dapat dipercaya, namun BPD Sumsel Babel tidak menjamin kelengkapan atau akurasi. Data, opini dan perkiraan yang diungkapkan dapat berubah tanpa pemberitahuan dan BPD Sumsel Babel tegas menolai setiap dan semua tanggung jawab atas pernyataan dan jaminan, termasuk maupun teroris, yang tercantum di sini, atau yang tidak dicantumkan.