

Fixed Income Daily Report

Tuesday, 04 March 2025 09:00:01

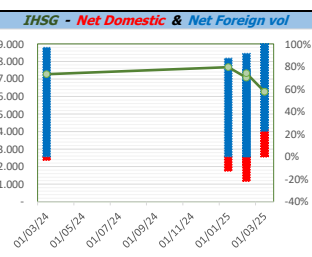
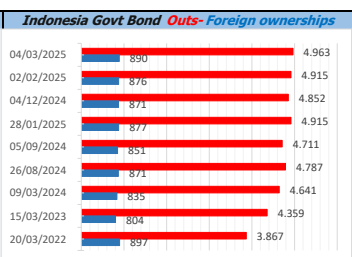
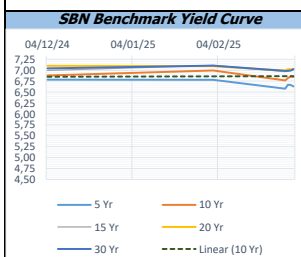
Global Market				Policy rates				
Indicator	price yesterday	TOD price	% chg.	Indicator	Date	Last	Prev.	Trend
USD/IDR Today	16580	16480	-0,61%	BI-7 DS RR		5,75	6,25	↓
SGD/IDR Spot	12289	12217	-0,59%	BI - Depfac	19/02/2025	5,25	5,50	↓
MYR/IDR Spot	3717	3689	-0,76%	BI - LF		6,75	7,00	↓
SAR/IDR Spot	4394	4394	0,00%	US Fed's Current Range		4,50	5,50	↓
US - Dow Jones Industrial Average	43841	43191	-1,50%	LPS IDR		4,25	4,25	→
Tokyo - Nikkei 225	37785	36936	-2,30%	LPS USD	01/02/2024	2,25	2,25	→
Hong Kong - Hang Seng Index	23006	22603	-1,78%	LPS BPR		6,75	6,75	→
Singapore - Srait Time Index STI	3909	3900	-0,24%					
Indonesia - IHSG	6271	6520	3,82%					
WTI Crude Oil Future/ barrel (Aug. 2024)	75,89	75,89	0,00%					
Gold Spot \$/Oz	2887,99	2888,59	0,02%					
Ice Newcastle Coal/ metric ton	99,00	101,40	2,37%					
Malaysia CPO Contract (MYR/Metric ton)	4725,00	4725,00	0,00%					

Indonesia Economic Data (in US\$ Billion, or percentage)				
Indicator	Date	Last	Prev.	Trend
GDP (Gross Domestic Bruto)	31/12/2024	5,02	4,95	↑
CPI (YoY)	28/02/2025	-0,09	0,76	↓
CPI Core (YoY)	28/02/2025	2,48	5,08	↓
CPI (MoM)	31/01/2025	-0,48	-0,76	↑
Trade Balance (USD Billion)	31/01/2025	\$ 3,450	\$ 2,240	↑
Export Growth	31/01/2025	\$ 4,68	\$ 4,78	↓
Import Growth	31/01/2025	\$ -2,67	\$ 11,06	↓
Foreign Reserves	31/01/2025	\$ 156,08	\$ 155,72	↑
Balance of Payment	31/12/2024	\$ -1,145	\$ -2,008	↑

Foreign currency (US\$) and Money Market (Rp.)				
Tenor	Sett. Date	BID	OFFER	Gap.
TOD	04/03/2025	16.485	16.495	10,00
TOM	05/03/2025	16.486	16.496	10,12
SPOT	06/03/2025	16.486	16.496	10,12
NDF 1Mo.	08/04/2025	16.450	16.469	19,00
D-NDF 3Mo.	10/06/2025	16.494	16.509	15,00
1 Wk.	13/03/2025	16.489	16.499	10,56
2 Wk.	20/03/2025	16.493	16.504	10,62
1 Mo.	08/04/2025	16.501	16.513	12,00
2 Mo.	06/05/2025	16.513	16.528	15,27
3 Mo.	10/06/2025	16.528	16.543	14,72
6 Mo.	08/09/2025	16.578	16.600	22,34
1 Yr.	06/03/2026	16.698	16.728	30,00

Money Market Rates (ACT/360)									
RATE	O/N	1 Wk	2 Wk	1 Mo	2 Mo	3 Mo	6 Mo	9 Mo	1 Yr
INTERBANK (IDR)	5,89%	6,08%	6,18%	6,38%	#VALUE!	6,70%	no data	no data	no data
INTERBANK (USD)	4,38%	4,39%	4,38%	4,42%	4,49%	4,49%	4,37%	4,33%	4,42%
INDONESIA	5,89%								
SIBOR (SGD)	0,10%	0,14%	no data	0,17%	0,21%	0,25%	0,35%	0,47%	0,58%
LIBOR (USD)	5,06%	no data	no data	4,96%	no data	4,85%	4,68%	no data	6,04%
JIBOR (IDR)	5,89%	6,02%	no data	6,38%	no data	6,69%	6,78%	no data	6,97%

Indonesia Government Bond									
Seri	Coupon	Bid	Offer	Bid Yield	Day(s) to Next Coupon	Last Week	Last Month	Day(s) to maturity	Trend
FR0064	6,125	98,61	98,96	6,609	70	98,53	98,53	1150 Hari	↑
FR0081	6,500	99,96	100,09	6,547	101	100,03	100,03	100 Hari	↓
FR0084	7,250	100,64	101,02	6,543	162	100,82	100,82	341 Hari	↓
FR0090	5,125	97,18	97,58	6,572	40	97,34	97,34	759 Hari	↓
FR0091	6,375	97,60	97,96	6,806	40	97,40	97,40	2561 Hari	↑
FR0092	7,125	100,71	101,41	7,052	101	100,76	100,76	6224 Hari	↓
FR0093	6,375	95,16	95,92	6,953	131	95,37	95,37	4452 Hari	↓
FR0089	6,875	97,91	98,63	7,043	162	98,21	98,21	9526 Hari	↓
FR0095	6,375	99,31	99,71	6,601	162	99,27	99,27	1241 Hari	↑
FR0096	7,000	100,83	101,15	6,863	162	100,75	100,75	2863 Hari	↑
PBS012	8,875	110,93	111,36	6,811	70	111,20	111,20	2412 Hari	↓
PBS003	6,000	98,75	99,02	6,719	131	99,10	99,10	671 Hari	↓
PBS033	6,750	96,35	96,87	7,077	101	97,10	97,10	8025 Hari	↓
PBS036	5,375	99,47	99,82	6,571	162	99,73	99,73	160 Hari	↓
PBS037	6,875	99,52	99,86	6,937	9	99,80	99,80	3972 Hari	↓
PBS029	6,375	96,90	97,17	6,841	9	97,21	97,21	3251 Hari	↓
PBS034	6,500	95,09	95,70	7,050	101	95,68	95,68	5143 Hari	↓
FR0100	6,625	98,60	98,95	6,835	162	98,46	98,46	3223 Hari	↑
FR0101	6,875	100,90	101,17	6,618	40	100,75	100,75	1480 Hari	↑
FR0102	6,875	98,16	98,82	7,023	131	98,36	98,36	10576 Hari	↓
FR0103	6,750	99,08	99,27	6,874	131	98,92	98,92	3731 Hari	↑
FR0104	6,500	99,01	99,34	6,720	131	98,98	98,98	1930 Hari	↑
FR0098	7,125	100,94	101,40	7,014	101	101,10	101,10	4783 Hari	↓
FR0097	7,125	100,95	101,38	7,031	101	101,06	101,06	6584 Hari	↓
PBS038	6,875	97,79	98,37	7,064	101	98,17	98,17	8926 Hari	↓
PBS004	6,100	93,77	94,27	6,872	162	94,11	94,11	4304 Hari	↓
PBS030	5,875	97,44	97,78	6,735	131	97,89	97,89	1210 Hari	↓
PBS039	6,625	95,82	97,37	7,058	131	96,92	96,92	5893 Hari	↓
PBS032	4,875	97,80	97,97	6,579	131	97,95	96,94	489 Hari	↓



Tim Riset:
 Ryan Eka Putra - Dealer FI - Ext.7952 - ryan.ekaputra@banksumselbabel.com
 Disclaimer/ Pernyataan bebas tanggung jawab: Semua data dalam lembaran ini hanya dipergunakan sebagai informasi. Kinerja masa lalu bukan merupakan indikasi kinerja masa depan atau perkiraan performa atas suatu instrumen. Informasi yang dimuat dalam lembaran ini diperoleh dari sumber yang dapat dipercaya, namun BPD Sumsel Babel tidak menjamin kelengkapan atau akurasi. Data, opini dan perkiraan yang diungkapkan dapat berubah tanpa pemberitahuan dan BPD Sumsel Babel tegas menolai setiap dan semua tanggung jawab atas pernyataan dan jaminan, tersurat maupun tersirat, yang tercantum di sini, atau yang tidak dicantumkan.