

Fixed Income Daily Report

Wednesday, 05 March 2025 09:04:39

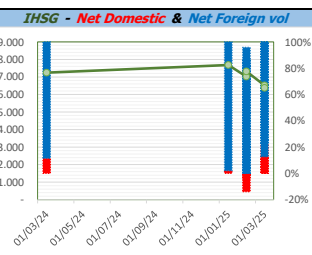
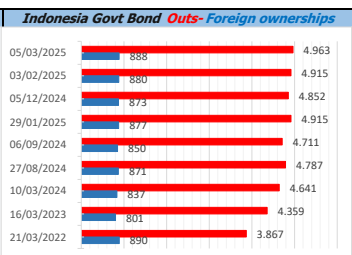
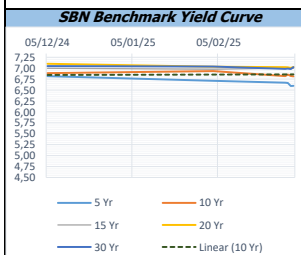
Global Market				Policy rates				
Indicator	price yesterday	TOD price	% chg.	Indicator	Date	Last	Prev.	Trend
USD/IDR Today	16445	16410	-0,21%	BI-7 DS RR		5,75	6,25	↓
SGD/IDR Spot	12220	12243	0,19%	BI - Depfac	19/02/2025	5,25	5,50	↓
MYR/IDR Spot	3679	3686	0,18%	BI - LF		6,75	7,00	↓
SAR/IDR Spot	4385	4376	-0,21%	US Fed's Current Range		4,50	5,50	↓
US - Dow Jones Industrial Average	43191	42521	-1,58%	LPS IDR		4,25	4,25	→
Tokyo - Nikkei 225	37331	37400	0,18%	LPS USD	01/02/2024	2,25	2,25	→
Hong Kong - Hang Seng Index	22942	23481	2,30%	LPS BPR		6,75	6,75	→
Singapore - Srait Time Index STI	3891	3893	0,06%					
Indonesia - IHSG	6380	6462	1,26%					
WTI Crude Oil Future/ barrel (Aug. 2024)	75,89	75,89	0,00%					
Gold Spot \$/Oz	2908,68	2909,21	0,02%					
Ice Newcastle Coal/ metric ton	101,40	101,50	0,10%					
Malaysia CPO Contract (MYR/Metric ton)	4725,00	4725,00	0,00%					

Indonesia Economic Data (in US\$ Billion, or percentage)					
Indicator	Date	Last	Prev.	Trend	
GDP (Gross Domestic Bruto)	31/12/2024	5,02	4,95	↑	
CPI (YoY)	28/02/2025	-0,09	0,76	↓	
CPI Core (YoY)	28/02/2025	2,48	5,08	↓	
CPI (MoM)	31/01/2025	-0,48	-0,76	↑	
Trade Balance (USD Billion)	31/01/2025	\$ 3.450	\$ 2.240	↑	
Export Growth	31/01/2025	\$ 4,68	\$ 4,78	↓	
Import Growth	31/01/2025	\$ -2,67	\$ 11,06	↓	
Foreign Reserves	31/01/2025	\$ 156,08	\$ 155,72	↑	
Balance of Payment	31/12/2024	\$ -1.145	\$ -2.008	↑	

Foreign currency (US\$) and Money Market (Rp.)				
Tenor	Sett. Date	BID	OFFER	Gap.
TOD	05/03/2025	16.410	16.420	10,00
TOM	06/03/2025	16.411	16.421	10,18
SPOT	07/03/2025	16.411	16.421	10,18
NDF 1Mo.	08/04/2025	16.426	16.448	22,00
D-NDF 3Mo.	10/06/2025	16.465	16.485	20,00
1 Wk.	14/03/2025	16.414	16.424	10,88
2 Wk.	21/03/2025	16.417	16.428	11,01
1 Mo.	08/04/2025	16.425	16.437	11,97
2 Mo.	07/05/2025	16.438	16.454	16,54
3 Mo.	10/06/2025	16.450	16.467	17,00
6 Mo.	08/09/2025	16.500	16.523	23,94
1 Yr.	09/03/2026	16.635	16.660	25,00

Money Market Rates (ACT/360)									
RATE	O/N	1 Wk	2 Wk	1 Mo	3 Mo	6 Mo	9 Mo	1 Yr	
INTERBANK (IDR)	5,82%	6,08%	6,19%	6,38%	#VALUE!	6,53%	no data	no data	no data
INTERBANK (USD)	4,38%	4,39%	4,40%	4,43%	4,47%	4,47%	4,37%	4,35%	4,31%
INDONESIA	5,82%								
SIBOR (SGD)	0,10%	0,14%	no data	0,17%	0,21%	0,25%	0,35%	0,47%	0,58%
LIBOR (USD)	5,06%	no data	no data	4,96%	no data	4,85%	4,68%	no data	6,04%
JIBOR (IDR)	5,82%	6,02%	no data	6,38%	no data	6,69%	6,78%	no data	6,97%

Indonesia Government Bond									
Seri	Coupon	Bid	Offer	Bid Yield	Day(s) to Next Coupon	Last Week	Last Month	Day(s) to maturity	Trend
FR0064	6,125	98,65	99,00	6,596	69	98,53	98,53	1149 Hari	↑
FR0081	6,500	99,98	100,10	6,480	100	100,03	100,03	99 Hari	↓
FR0084	7,250	100,54	100,91	6,642	161	100,82	100,82	340 Hari	↓
FR0090	5,125	97,19	97,55	6,572	39	97,34	97,34	758 Hari	↓
FR0091	6,375	97,76	98,13	6,776	39	97,40	97,40	2560 Hari	↑
FR0092	7,125	100,54	101,24	7,069	100	100,76	100,76	6223 Hari	↓
FR0093	6,375	95,02	95,81	6,981	130	95,37	95,37	4451 Hari	↓
FR0089	6,875	97,95	98,75	7,047	161	98,21	98,21	9525 Hari	↓
FR0095	6,375	99,33	99,70	6,593	161	99,27	99,27	1240 Hari	↑
FR0096	7,000	100,90	101,25	6,850	161	100,75	100,75	2862 Hari	↑
PBS012	8,875	111,60	112,03	6,694	69	111,20	111,20	2411 Hari	↑
PBS003	6,000	98,75	99,02	6,720	130	99,10	99,10	670 Hari	↓
PBS033	6,750	96,85	97,38	7,031	100	97,10	97,10	8024 Hari	↓
PBS036	5,375	99,65	100,00	6,159	161	99,73	99,73	159 Hari	↓
PBS037	6,875	99,30	99,64	6,966	8	99,80	99,80	3971 Hari	↓
PBS029	6,375	97,08	97,35	6,814	8	97,21	97,21	3250 Hari	↓
PBS034	6,500	95,19	95,83	7,037	100	95,68	95,68	5142 Hari	↓
FR0100	6,625	98,71	99,07	6,819	161	98,46	98,46	3222 Hari	↑
FR0101	6,875	100,93	101,23	6,609	39	100,75	100,75	1479 Hari	↓
FR0102	6,875	98,15	98,80	7,024	130	98,36	98,36	10575 Hari	↓
FR0103	6,750	99,05	99,31	6,878	130	98,92	98,92	3730 Hari	↑
FR0104	6,500	99,39	99,62	6,636	130	98,98	98,98	1929 Hari	↑
FR0098	7,125	101,03	101,47	7,003	100	101,10	101,10	4782 Hari	↓
FR0097	7,125	100,99	101,37	7,026	100	101,06	101,06	6583 Hari	↓
PBS038	6,875	97,90	98,48	7,055	100	98,17	98,17	8925 Hari	↓
PBS004	6,100	93,86	94,37	6,860	161	94,11	94,11	4303 Hari	↓
PBS030	5,875	98,20	98,54	6,477	130	97,89	97,89	1209 Hari	↑
PBS039	6,625	96,21	97,65	7,017	130	96,92	96,92	5892 Hari	↓
PBS032	4,875	97,84	98,04	6,556	130	97,95	96,94	488 Hari	↓



Tim Riset:
 Ryan Eka Putra - Dealer FI - Ext.7952 - ryan.ekaputra@banksumselbabel.com
 Disclaimer/ Pernyataan bebas tanggung jawab: Semua data dalam lembaran ini hanya dipergunakan sebagai informasi. Kinerja masa lalu bukan merupakan indikasi kinerja masa depan atau perkiraan performa atas suatu instrumen. Informasi yang dimuat dalam lembaran ini diperoleh dari sumber yang dapat dipercaya, namun BPD Sumsel Babel tidak menjamin kelengkapan atau akurasi. Data, opini dan perkiraan yang diungkapkan dapat berubah tanpa pemberitahuan dan BPD Sumsel Babel tegas menolai setiap dan semua tanggung jawab atas pernyataan dan jaminan, tersurat maupun tersirat, yang tercantum di sini, atau yang tidak dicantumkan.