

Fixed Income Daily Report

Tuesday, 11 March 2025 09:00:27

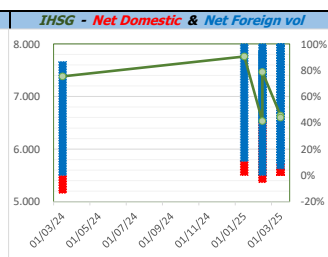

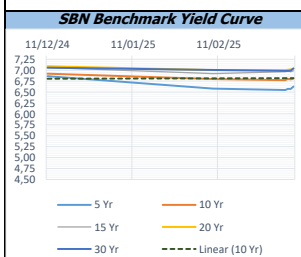
| Global Market | | | | Policy rates | | | | |
|--|-----------------|-----------|--------|------------------------|------------|------|-------|-------|
| Indicator | price yesterday | TOD price | % chg. | Indicator | Date | Last | Prev. | Trend |
| USD/IDR Today | 16295 | 16340 | 0,28% | BI-7 DS RR | | 5,75 | 6,25 | ↓ |
| SGD/IDR Spot | 12237 | 12262 | 0,20% | BI - Depfac | 19/02/2025 | 5,25 | 5,50 | ↓ |
| MYR/IDR Spot | 3687 | 3698 | 0,31% | BI - LF | | 6,75 | 7,00 | ↓ |
| SAR/IDR Spot | 4363 | 4363 | 0,00% | US Fed's Current Range | | 4,50 | 5,50 | ↓ |
| US - Dow Jones Industrial Average | 42802 | 41912 | -2,12% | LPS IDR | | 4,25 | 4,25 | → |
| Tokyo - Nikkei 225 | 37028 | 36200 | -2,29% | LPS USD | 01/02/2024 | 2,25 | 2,25 | → |
| Hong Kong - Hang Seng Index | 23783 | 23417 | -1,56% | LPS BPR | | 6,75 | 6,75 | → |
| Singapore - Srait Time Index STI | 3899 | 3840 | -1,53% | | | | | |
| Indonesia - IHSG | 6598 | 6503 | -1,47% | | | | | |
| WTI Crude Oil Future/ barrel (Aug. 2024) | 75,89 | 75,89 | 0,00% | | | | | |
| Gold Spot \$/Oz | 2890,25 | 2890,91 | 0,02% | | | | | |
| Ice Newcastle Coal/ metric ton | 103,25 | 104,60 | 1,29% | | | | | |
| Malaysia CPO Contract (MYR/Metric ton) | #N/A | N/A | #N/A | N/A | #VALUE! | | | |

| Indonesia Economic Data (in US\$ Billion, or percentage) | | | | |
|--|------------|-----------|-----------|-------|
| Indicator | Date | Last | Prev. | Trend |
| GDP (Gross Domestic Bruto) | 31/12/2024 | 5,02 | 4,95 | ↑ |
| CPI (YoY) | 28/02/2025 | -0,09 | 0,76 | ↓ |
| CPI Core (YoY) | 28/02/2025 | 2,48 | 5,08 | ↓ |
| CPI (MoM) | 31/01/2025 | -0,48 | -0,76 | ↑ |
| Trade Balance (USD Billion) | 31/01/2025 | \$ 3.450 | \$ 2.240 | ↑ |
| Export Growth | 31/01/2025 | \$ 4,68 | \$ 4,78 | ↓ |
| Import Growth | 31/01/2025 | \$ -2,67 | \$ 11,06 | ↓ |
| Foreign Reserves | 28/02/2025 | \$ 154,51 | \$ 156,08 | ↓ |
| Balance of Payment | 31/12/2024 | \$ -1.145 | \$ -2.008 | ↑ |

| Foreign currency (US\$) and Money Market (Rp.) | | | | |
|--|------------|--------|--------|-------|
| Tenor | Sett. Date | BID | OFFER | Gap. |
| TOD | 11/03/2025 | 16.300 | 16.310 | 10,00 |
| TOM | 12/03/2025 | 16.300 | 16.311 | 10,23 |
| SPOT | 13/03/2025 | 16.300 | 16.311 | 10,23 |
| NDF 1Mo. | 14/04/2025 | 16.405 | 16.421 | 16,00 |
| D-NDF 3Mo. | 13/06/2025 | 16.447 | 16.467 | 20,00 |
| 1 Wk. | 20/03/2025 | 16.303 | 16.314 | 10,31 |
| 2 Wk. | 27/03/2025 | 16.307 | 16.318 | 10,80 |
| 1 Mo. | 14/04/2025 | 16.316 | 16.327 | 10,50 |
| 2 Mo. | 14/05/2025 | 16.330 | 16.343 | 13,00 |
| 3 Mo. | 13/06/2025 | 16.343 | 16.358 | 15,22 |
| 6 Mo. | 15/09/2025 | 16.398 | 16.410 | 12,15 |
| 1 Yr. | 13/03/2026 | 16.520 | 16.565 | 45,00 |

| Money Market Rates (ACT/360) | | | | | | | | | |
|------------------------------|--------------|---------|---------|-------|---------|-------|---------|---------|---------|
| RATE | O/N | 1 Wk | 2 Wk | 1 Mo | 3 Mo | 6 Mo | 9 Mo | 1 Yr | |
| INTERBANK (IDR) | 5,77% | 6,08% | 6,18% | 6,35% | #VALUE! | 6,70% | no data | no data | no data |
| INTERBANK (USD) | 4,38% | 4,36% | 4,40% | 4,41% | 4,45% | 4,50% | 4,32% | 4,26% | 4,23% |
| INDONESIA | 5,77% | | | | | | | | |
| SIBOR (SGD) | 0,10% | 0,14% | no data | 0,17% | 0,21% | 0,25% | 0,35% | 0,47% | 0,58% |
| LIBOR (USD) | 5,06% | no data | no data | 4,96% | no data | 4,85% | 4,68% | no data | 6,04% |
| JIBOR (IDR) | 5,77% | 6,01% | no data | 6,38% | no data | 6,68% | 6,78% | no data | 6,97% |

| Indonesia Government Bond | | | | | | | | | |
|---------------------------|--------|--------|--------|-----------|-----------------------|-----------|------------|--------------------|-------|
| Seri | Coupon | Bid | Offer | Bid Yield | Day(s) to Next Coupon | Last Week | Last Month | Day(s) to maturity | Trend |
| FR0064 | 6,125 | 98,68 | 99,01 | 6,590 | 63 | 98,93 | 98,53 | 1143 Hari | ↓ |
| FR0081 | 6,500 | 99,96 | 100,06 | 6,538 | 94 | 100,03 | 100,03 | 93 Hari | ↓ |
| FR0084 | 7,250 | 100,52 | 100,90 | 6,660 | 155 | 100,73 | 100,82 | 334 Hari | ↓ |
| FR0090 | 5,125 | 97,23 | 97,57 | 6,557 | 33 | 97,40 | 97,34 | 753 Hari | ↓ |
| FR0091 | 6,375 | 97,58 | 98,00 | 6,809 | 33 | 97,83 | 97,40 | 2555 Hari | ↓ |
| FR0092 | 7,125 | 100,54 | 101,19 | 7,069 | 94 | 100,89 | 100,76 | 6217 Hari | ↓ |
| FR0093 | 6,375 | 95,61 | 96,19 | 6,908 | 124 | 95,44 | 95,37 | 4445 Hari | ↑ |
| FR0089 | 6,875 | 97,75 | 98,49 | 7,063 | 155 | 98,29 | 98,21 | 9519 Hari | ↓ |
| FR0095 | 6,375 | 99,34 | 99,74 | 6,591 | 155 | 99,56 | 99,27 | 1234 Hari | ↓ |
| FR0096 | 7,000 | 100,91 | 101,32 | 6,848 | 155 | 101,18 | 100,75 | 2856 Hari | ↓ |
| PBS012 | 8,875 | 111,60 | 112,03 | 6,690 | 63 | 111,82 | 111,20 | 2405 Hari | ↓ |
| PBS003 | 6,000 | 99,00 | 99,27 | 6,578 | 124 | 99,14 | 99,10 | 664 Hari | ↓ |
| PBS033 | 6,750 | 96,85 | 97,38 | 7,031 | 94 | 97,11 | 97,10 | 8018 Hari | ↓ |
| PBS036 | 5,375 | 99,60 | 99,95 | 6,312 | 155 | 99,73 | 99,73 | 153 Hari | ↓ |
| PBS037 | 6,875 | 99,63 | 99,96 | 6,924 | 2 | 99,83 | 99,80 | 3965 Hari | ↓ |
| PBS029 | 6,375 | 97,16 | 97,43 | 6,801 | 2 | 97,16 | 97,21 | 3244 Hari | ↑ |
| PBS034 | 6,500 | 95,28 | 95,92 | 7,028 | 94 | 95,70 | 95,68 | 5136 Hari | ↓ |
| FR0100 | 6,625 | 98,78 | 99,10 | 6,809 | 155 | 98,89 | 98,46 | 3216 Hari | ↓ |
| FR0101 | 6,875 | 100,85 | 101,12 | 6,633 | 33 | 101,06 | 100,75 | 1474 Hari | ↓ |
| FR0102 | 6,875 | 97,91 | 98,53 | 7,043 | 124 | 98,39 | 98,36 | 10569 Hari | ↓ |
| FR0103 | 6,750 | 99,04 | 99,27 | 6,880 | 124 | 99,23 | 98,92 | 3724 Hari | ↓ |
| FR0104 | 6,500 | 99,10 | 99,39 | 6,700 | 124 | 99,33 | 98,98 | 1923 Hari | ↓ |
| FR0098 | 7,125 | 101,14 | 101,48 | 6,990 | 94 | 101,35 | 101,10 | 4776 Hari | ↓ |
| FR0097 | 7,125 | 100,77 | 101,35 | 7,048 | 94 | 101,07 | 101,06 | 6577 Hari | ↓ |
| PBS038 | 6,875 | 97,88 | 98,47 | 7,056 | 94 | 98,18 | 98,17 | 8919 Hari | ↓ |
| PBS004 | 6,100 | 93,86 | 94,38 | 6,861 | 155 | 94,12 | 94,11 | 4297 Hari | ↓ |
| PBS030 | 5,875 | 97,85 | 98,21 | 6,598 | 124 | 98,03 | 97,89 | 1203 Hari | ↓ |
| PBS039 | 6,625 | 95,99 | 97,65 | 7,040 | 124 | 96,95 | 96,92 | 5886 Hari | ↓ |
| PBS032 | 4,875 | 97,78 | 97,96 | 6,617 | 124 | 97,95 | 96,94 | 482 Hari | ↓ |



Tim Riset:
 Ryan Eka Putra - Dealer FI - Ext.7952 - ryan.ekaputra@banksumselbabel.com
 Disclaimer/ Pernyataan bebas tanggung jawab: Semua data dalam lembaran ini hanya dipergunakan sebagai informasi, Kinerja masa lalu bukan merupakan indikasi kinerja masa depan atau perkiraan performa atas suatu instrumen. Informasi yang dimuat dalam lembaran ini diperoleh dari sumber yang dapat dipercaya, namun BPD Sumsel Babel tidak menjamin kelengkapan atau akurasi. Data, opini dan perkiraan yang diungkapkan dapat berubah tanpa pemberitahuan dan BPD Sumsel Babel tegas menolai setiap dan semua tanggung jawab atas pernyataan dan jaminan, tersurat maupun tersirat, yang tercantum di sini, atau yang tidak dicantumkan.