

Fixed Income Daily Report

Wednesday, 12 March 2025 09:02:16

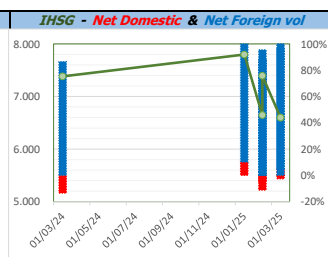

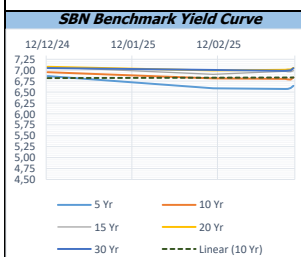
Global Market				Policy rates				
Indicator	price yesterday	TOD price	% chg.	Indicator	Date	Last	Prev.	Trend
USD/IDR Today	16340	16405	0,40%	BI-7 DS RR		5,75	6,25	↓
SGD/IDR Spot	12262	12322	0,49%	BI - Depfac	19/02/2025	5,25	5,50	↓
MYR/IDR Spot	3698	3710	0,32%	BI - LF		6,75	7,00	↓
SAR/IDR Spot	4375	4380	0,11%	US Fed's Current Range		4,50	5,50	↓
US - Dow Jones Industrial Average	41912	41433	-1,15%	LPS IDR		4,25	4,25	→
Tokyo - Nikkei 225	36793	36880	0,24%	LPS USD	01/02/2024	2,25	2,25	→
Hong Kong - Hang Seng Index	23782	23733	-0,21%	LPS BPR		6,75	6,75	→
Singapore - Srait Time Index STI	3826	3823	-0,08%					
Indonesia - IHSG	6598	6546	-0,80%					
WTI Crude Oil Future/ barrel (Aug. 2024)	72,57	72,57	0,00%					
Gold Spot \$/Oz	2914,61	2915,21	0,02%					
Ice Newcastle Coal/ metric ton	104,60	104,90	0,29%					
Malaysia CPO Contract (MYR/Metric ton)	4468,00	4468,00	0,00%					

Indonesia Economic Data (in US\$ Billion, or percentage)					
Indicator	Date	Last	Prev.	Trend	
GDP (Gross Domestic Bruto)	31/12/2024	5,02	4,95	↑	
CPI (YoY)	28/02/2025	-0,09	0,76	↓	
CPI Core (YoY)	28/02/2025	2,48	5,08	↓	
CPI (MoM)	31/01/2025	-0,48	-0,76	↑	
Trade Balance (USD Billion)	31/01/2025	\$ 3.450	\$ 2.240	↑	
Export Growth	31/01/2025	\$ 4,68	\$ 4,78	↓	
Import Growth	31/01/2025	\$ -2,67	\$ 11,06	↓	
Foreign Reserves	28/02/2025	\$ 154,51	\$ 156,08	↓	
Balance of Payment	31/12/2024	\$ -1.145	\$ -2.008	↑	

Foreign currency (US\$) and Money Market (Rp.)				
Tenor	Sett. Date	BID	OFFER	Gap.
TOD	12/03/2025	16.435	16.445	10,00
TOM	13/03/2025	16.436	16.446	10,13
SPOT	14/03/2025	16.436	16.446	10,13
NDF 1Mo.	14/04/2025	16.456	16.474	18,00
D-NDF 3Mo.	16/06/2025	16.502	16.518	16,00
1 Wk.	21/03/2025	16.438	16.449	10,43
2 Wk.	08/04/2025	16.442	16.453	11,10
1 Mo.	14/04/2025	16.451	16.462	11,43
2 Mo.	14/05/2025	16.463	16.478	15,00
3 Mo.	16/06/2025	16.478	16.494	15,92
6 Mo.	15/09/2025	16.534	16.549	14,98
1 Yr.	16/03/2026	16.670	16.700	30,00

Money Market Rates (ACT/360)									
RATE	O/N	1 Wk	2 Wk	1 Mo	3 Mo	6 Mo	9 Mo	1 Yr	
INTERBANK (IDR)	5,73%	6,03%	6,18%	6,35%	#VALUE!	6,53%	no data	no data	no data
INTERBANK (USD)	4,38%	4,38%	4,40%	4,42%	4,46%	4,48%	4,35%	4,30%	4,32%
INDONESIA	5,73%								
SIBOR (SGD)	0,10%	0,14%	no data	0,17%	0,21%	0,25%	0,35%	0,47%	0,58%
LIBOR (USD)	5,06%	no data	no data	4,96%	no data	4,85%	4,68%	no data	6,04%
JIBOR (IDR)	5,73%	6,01%	no data	6,38%	no data	6,68%	6,78%	no data	6,97%

Indonesia Government Bond									
Seri	Coupon	Bid	Offer	Bid Yield	Day(s) to Next Coupon	Last Week	Last Month	Day(s) to maturity	Trend
FR0064	6,125	98,54	98,96	6,639	62	98,93	98,53	1142 Hari	↓
FR0081	6,500	99,97	100,07	6,511	93	100,03	100,03	92 Hari	↓
FR0084	7,250	100,56	100,90	6,615	154	100,73	100,82	333 Hari	↓
FR0090	5,125	97,15	97,54	6,601	32	97,40	97,34	752 Hari	↓
FR0091	6,375	97,46	97,91	6,832	32	97,83	97,40	2554 Hari	↓
FR0092	7,125	100,48	101,16	7,075	93	100,89	100,76	6216 Hari	↓
FR0093	6,375	95,44	96,28	6,930	123	95,44	95,37	4444 Hari	↓
FR0089	6,875	97,83	98,63	7,057	154	98,29	98,21	9518 Hari	↓
FR0095	6,375	99,30	99,70	6,604	154	99,56	99,27	1233 Hari	↓
FR0096	7,000	100,78	101,13	6,871	154	101,18	100,75	2855 Hari	↓
PBS012	8,875	111,60	112,03	6,688	62	111,82	111,20	2404 Hari	↓
PBS003	6,000	99,00	99,27	6,579	123	99,14	99,10	663 Hari	↓
PBS033	6,750	96,87	97,39	7,029	93	97,11	97,10	8017 Hari	↓
PBS036	5,375	99,60	99,95	6,316	154	99,73	99,73	152 Hari	↓
PBS037	6,875	99,63	99,97	6,923	1	99,83	99,80	3964 Hari	↓
PBS029	6,375	97,16	97,43	6,801	1	97,16	97,21	3243 Hari	↑
PBS034	6,500	95,37	96,01	7,017	93	95,70	95,68	5135 Hari	↓
FR0100	6,625	98,54	98,96	6,846	154	98,89	98,46	3215 Hari	↓
FR0101	6,875	100,78	101,08	6,652	32	101,06	100,75	1473 Hari	↓
FR0102	6,875	97,94	98,57	7,041	123	98,39	98,36	10568 Hari	↓
FR0103	6,750	98,85	99,07	6,906	123	99,23	98,92	3723 Hari	↓
FR0104	6,500	99,02	99,27	6,719	123	99,33	98,98	1922 Hari	↓
FR0098	7,125	101,16	101,54	6,988	93	101,35	101,10	4775 Hari	↓
FR0097	7,125	100,65	101,25	7,060	93	101,07	101,06	6576 Hari	↓
PBS038	6,875	97,93	98,52	7,052	93	98,18	98,17	8918 Hari	↓
PBS004	6,100	93,86	94,38	6,861	154	94,12	94,11	4296 Hari	↓
PBS030	5,875	97,82	98,18	6,609	123	98,03	97,89	1202 Hari	↓
PBS039	6,625	96,17	97,65	7,021	123	96,95	96,92	5885 Hari	↓
PBS032	4,875	97,79	97,96	6,618	123	97,95	96,94	481 Hari	↓



Tim Riset:
 Ryan Eka Putra - Dealer FI - Ext.7952 - ryan.ekaputra@banksumselbabel.com
 Disclaimer/ Pernyataan bebas tanggung jawab: Semua data dalam lembaran ini hanya dipergunakan sebagai informasi. Kinerja masa lalu bukan merupakan indikasi kinerja masa depan atau perkiraan performa atas suatu instrumen. Informasi yang dimuat dalam lembaran ini diperoleh dari sumber yang dapat dipercaya, namun BPD Sumsel Babel tidak menjamin kelengkapan atau akurasi. Data, opini dan perkiraan yang diungkapkan dapat berubah tanpa pemberitahuan dan BPD Sumsel Babel tegas menolai setiap dan semua tanggung jawab atas pernyataan dan jaminan, tersurat maupun tersirat, yang tercantum di sini, atau yang tidak dicantumkan.