

### Fixed Income Daily Report

Tuesday, 18 March 2025 09:10:43

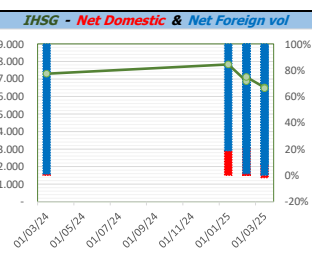
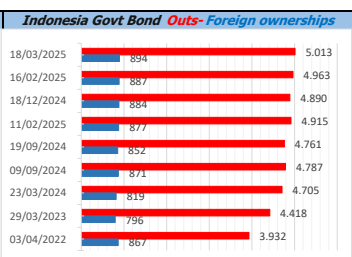
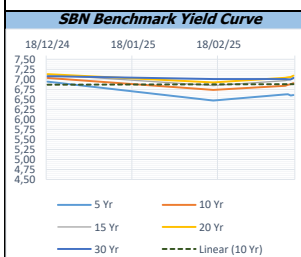
Global Market				Policy rates				
Indicator	price yesterday	TOD price	% chg.	Indicator	Date	Last	Prev.	Trend
USD/IDR Today	16400	16394	-0,04%	BI-7 DS RR		5,75	6,25	↓
SGD/IDR Spot	12293	12317	0,20%	BI - Depfac	19/02/2025	5,25	5,50	↓
MYR/IDR Spot	3680	3687	0,18%	BI - LF		6,75	7,00	↓
SAR/IDR Spot	4375	4371	-0,09%	US Fed's Current Range		4,50	5,50	↓
US - Dow Jones Industrial Average	41488	41842	0,84%	LPS IDR		4,25	4,25	→
Tokyo - Nikkei 225	37397	37955	1,47%	LPS USD	01/02/2024	2,25	2,25	→
Hong Kong - Hang Seng Index	24146	24599	1,84%	LPS BPR		6,75	6,75	→
Singapore - Srait Time Index STI	3859	3894	0,90%					
Indonesia - IHSG	6472	6385	-1,36%					
WTI Crude Oil Future/ barrel (Aug. 2024)	72,57	72,57	0,00%					
Gold Spot \$/Oz	3006,07	3006,67	0,02%					
Ice Newcastle Coal/ metric ton	100,75	98,75	-2,03%					
Malaysia CPO Contract (MYR/Metric ton)	4466,00	4466,00	0,00%					

Indonesia Economic Data (in US\$ Billion, or percentage)					
Indicator	Date	Last	Prev.	Trend	
GDP (Gross Domestic Bruto)	31/12/2024	5,02	4,95	↑	
CPI (YoY)	28/02/2025	-0,09	0,76	↓	
CPI Core (YoY)	28/02/2025	2,48	5,08	↓	
CPI (MoM)	31/01/2025	-0,48	-0,76	↓	
Trade Balance (USD Billion)	28/02/2025	\$ 3.117	\$ 3.492	↓	
Export Growth	28/02/2025	\$ 14,05	\$ 4,56	↑	
Import Growth	28/02/2025	\$ 2,30	\$ -3,02	↑	
Foreign Reserves	28/02/2025	\$ 154,51	\$ 156,08	↓	
Balance of Payment	31/12/2024	\$ -1.145	\$ -2.008	↑	

Foreign currency (US\$) and Money Market (Rp.)				
Tenor	Sett. Date	BID	OFFER	Gap.
TOD	18/03/2025	16.390	16.399	9,00
TOM	19/03/2025	16.391	16.400	9,20
SPOT	20/03/2025	16.391	16.400	9,20
NDF 1Mo.	21/04/2025	16.401	16.411	10,00
D-NDF 3Mo.	20/06/2025	16.437	16.451	14,00
1 Wk.	27/03/2025	16.394	16.403	9,51
2 Wk.	08/04/2025	16.401	16.411	9,84
1 Mo.	21/04/2025	16.406	16.417	10,97
2 Mo.	20/05/2025	16.420	16.434	14,00
3 Mo.	20/06/2025	16.438	16.452	14,00
6 Mo.	22/09/2025	16.490	16.509	19,00
1 Yr.	23/03/2026	16.625	16.654	29,00

Money Market Rates (ACT/360)									
RATE	O/N	1 Wk	2 Wk	1 Mo	3 Mo	6 Mo	9 Mo	1 Yr	
INTERBANK (IDR)	5,79%	6,08%	6,18%	6,35%	#VALUE!	6,48%	no data	no data	no data
INTERBANK (USD)	4,38%	4,37%	4,40%	4,43%	4,46%	4,48%	4,43%	4,39%	4,41%
<b>INDONESIA</b>	<b>5,79%</b>								
SIBOR (SGD)	0,10%	0,14%	no data	0,17%	0,21%	0,25%	0,35%	0,47%	0,58%
LIBOR (USD)	5,06%	no data	no data	4,96%	no data	4,85%	4,68%	no data	6,04%
JIBOR (IDR)	5,79%	6,01%	no data	6,38%	no data	6,68%	6,78%	no data	6,97%

Indonesia Government Bond									
Seri	Coupon	Bid	Offer	Bid Yield	Day(s) to Next Coupon	Last Week	Last Month	Day(s) to maturity	Trend
FR0064	6,125	98,71	99,04	6,582	56	98,85	98,53	1136 Hari	↓
FR0081	6,500	99,97	100,07	6,503	87	100,02	100,03	86 Hari	↓
FR0084	7,250	100,58	100,93	6,572	148	100,76	100,82	327 Hari	↓
FR0090	5,125	97,22	97,54	6,581	26	97,35	97,34	746 Hari	↓
FR0091	6,375	97,32	97,71	6,859	26	97,49	97,40	2548 Hari	↓
FR0092	7,125	100,17	100,79	7,106	87	100,65	100,76	6210 Hari	↓
FR0093	6,375	95,28	95,91	6,950	117	95,58	95,37	4438 Hari	↓
FR0089	6,875	97,82	98,64	7,057	148	98,19	98,21	9512 Hari	↓
FR0095	6,375	99,32	99,69	6,598	148	99,44	99,27	1227 Hari	↓
FR0096	7,000	100,47	100,85	6,920	148	100,70	100,75	2849 Hari	↓
PBS012	8,875	111,60	112,03	6,685	56	111,82	111,20	2398 Hari	↓
PBS003	6,000	98,99	99,26	6,581	117	99,12	99,10	657 Hari	↓
PBS033	6,750	96,83	97,33	7,033	87	97,06	97,10	8011 Hari	↓
PBS036	5,375	99,60	99,95	6,339	148	99,78	99,73	146 Hari	↓
PBS037	6,875	99,73	100,06	6,911	179	99,82	99,80	3958 Hari	↓
PBS029	6,375	97,16	97,43	6,802	179	97,30	97,21	3237 Hari	↓
PBS034	6,500	95,40	96,03	7,014	87	95,61	95,68	5129 Hari	↓
FR0100	6,625	98,15	98,64	6,905	148	98,33	98,46	3209 Hari	↓
FR0101	6,875	100,89	101,13	6,620	26	100,97	100,75	1467 Hari	↓
FR0102	6,875	97,98	98,63	7,037	117	98,36	98,36	10562 Hari	↓
FR0103	6,750	98,17	98,51	7,001	117	98,52	98,92	3717 Hari	↓
FR0104	6,500	99,01	99,30	6,721	117	99,17	98,98	1916 Hari	↓
FR0098	7,125	100,67	101,22	7,045	87	101,11	101,10	4769 Hari	↓
FR0097	7,125	100,21	100,77	7,103	87	100,66	101,06	6570 Hari	↓
PBS038	6,875	97,77	98,36	7,066	87	98,06	98,17	8912 Hari	↓
PBS004	6,100	93,75	94,25	6,876	148	94,00	94,11	4290 Hari	↓
PBS030	5,875	97,82	98,17	6,613	117	97,99	97,89	1196 Hari	↓
PBS039	6,625	96,18	97,65	7,021	117	96,79	96,92	5879 Hari	↓
PBS032	4,875	97,89	98,12	6,557	117	98,00	96,94	475 Hari	↓



Tim Riset:  
 Ryan Eka Putra - Dealer FI - Ext.7952 - ryan.ekaputra@banksmselabel.com  
 Disclaimer/ Pernyataan bebas tanggung jawab: Semua data dalam lembaran ini hanya dipergunakan sebagai informasi. Kinerja masa lalu bukan merupakan indikasi kinerja masa depan atau perkiraan performa atas suatu instrumen. Informasi yang dimuat dalam lembaran ini diperoleh dari sumber yang dapat dipercaya, namun BPD Sumsel Babel tidak menjamin kelengkapan atau akurasi. Data, opini dan perkiraan yang diungkapkan dapat berubah tanpa pemberitahuan dan BPD Sumsel Babel tegas menolai setiap dan semua tanggung jawab atas pernyataan dan jaminan, tersurat maupun terasat, yang tercantum di sini, atau yang tidak dicantumkan.