

### Fixed Income Daily Report

Wednesday, 19 March 2025 09:00:12

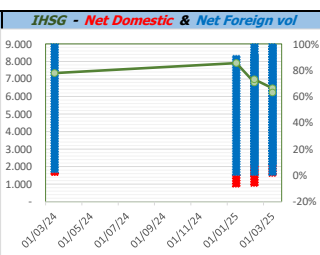
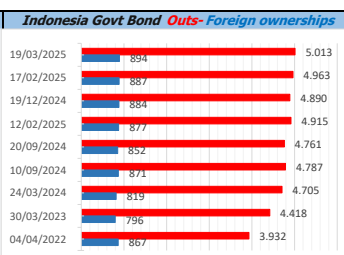
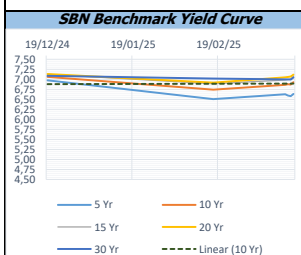
Global Market				Policy rates				
Indicator	price yesterday	TOD price	% chg.	Indicator	Date	Last	Prev.	Trend
USD/IDR Today	16400	16425	0,15%	BI-7 DS RR		5,75	6,25	↓
SGD/IDR Spot	12293	12340	0,38%	BI - Depfac	19/02/2025	5,25	5,50	↓
MYR/IDR Spot	3680	3687	0,18%	BI - LF		6,75	7,00	↓
SAR/IDR Spot	4380	4385	0,11%	US Fed's Current Range		4,50	5,50	↓
US - Dow Jones Industrial Average	41842	41581	-0,63%	LPS IDR		4,25	4,25	→
Tokyo - Nikkei 225	37845	38083	0,62%	LPS USD	01/02/2024	2,25	2,25	→
Hong Kong - Hang Seng Index	24741	24743	0,01%	LPS BPR		6,75	6,75	→
Singapore - Srait Time Index STI	3895	3909	0,36%					
Indonesia - IHSG	6223	6222	-0,03%					
WTI Crude Oil Future/ barrel (Aug. 2024)	72,57	72,57	0,00%					
Gold Spot \$/Oz	3029,23	3029,72	0,02%					
Ice Newcastle Coal/ metric ton	98,75	97,10	-1,70%					
Malaysia CPO Contract (MYR/Metric ton)	4466,00	4466,00	0,00%					

Indonesia Economic Data (in US\$ Billion, or percentage)				
Indicator	Date	Last	Prev.	Trend
GDP (Gross Domestic Bruto)	31/12/2024	5,02	4,95	↑
CPI (YoY)	28/02/2025	-0,09	0,76	↓
CPI Core (YoY)	28/02/2025	2,48	5,08	↓
CPI (MoM)	31/01/2025	-0,48	-0,76	↓
Trade Balance (USD Billion)	28/02/2025	\$ 3.117	\$ 3.492	↓
Export Growth	28/02/2025	\$ 14,05	\$ 4,56	↑
Import Growth	28/02/2025	\$ 2,30	\$ -3,02	↑
Foreign Reserves	28/02/2025	\$ 154,51	\$ 156,08	↓
Balance of Payment	31/12/2024	\$ -1.145	\$ -2.008	↑

Foreign currency (US\$) and Money Market (Rp.)				
Tenor	Sett. Date	BID	OFFER	Gap.
TOD	19/03/2025	16.435	16.440	5,00
TOM	20/03/2025	16.436	16.441	5,13
SPOT	21/03/2025	16.436	16.441	5,13
NDF 1Mo.	21/04/2025	16.541	16.556	15,00
D-NDF 3Mo.	23/06/2025	16.589	16.610	21,00
1 Wk.	08/04/2025	16.439	16.444	5,20
2 Wk.	08/04/2025	16.445	16.451	6,41
1 Mo.	21/04/2025	16.453	16.459	5,95
2 Mo.	21/05/2025	16.467	16.476	9,00
3 Mo.	23/06/2025	16.483	16.493	9,54
6 Mo.	22/09/2025	16.533	16.546	13,12
1 Yr.	23/03/2026	16.645	16.690	45,00

Money Market Rates (ACT/360)									
RATE	O/N	1 Wk	2 Wk	1 Mo	3 Mo	6 Mo	9 Mo	1 Yr	
INTERBANK (IDR)	5,79%	6,13%	6,18%	6,35%	#VALUE!	6,48%	no data	no data	no data
INTERBANK (USD)	4,38%	4,37%	4,38%	4,40%	4,48%	4,49%	4,41%	4,40%	4,40%
<b>INDONESIA</b>	<b>5,79%</b>								
SIBOR (SGD)	0,10%	0,14%	no data	0,17%	0,21%	0,25%	0,35%	0,47%	0,58%
LIBOR (USD)	5,06%	no data	no data	4,96%	no data	4,85%	4,68%	no data	6,04%
JIBOR (IDR)	5,79%	6,02%	no data	6,38%	no data	6,68%	6,78%	no data	6,97%

Indonesia Government Bond									
Seri	Coupon	Bid	Offer	Bid Yield	Day(s) to Next Coupon	Last Week	Last Month	Day(s) to maturity	Trend
FR0064	6,125	98,68	99,00	6,591	55	98,85	98,53	1135 Hari	↓
FR0081	6,500	99,97	100,06	6,518	86	100,02	100,03	85 Hari	↓
FR0084	7,250	100,55	100,92	6,611	147	100,76	100,82	326 Hari	↓
FR0090	5,125	97,18	97,52	6,601	25	97,35	97,34	745 Hari	↓
FR0091	6,375	97,29	97,66	6,864	25	97,49	97,40	2547 Hari	↓
FR0092	7,125	99,85	100,55	6,713	86	100,65	100,76	6209 Hari	↓
FR0093	6,375	95,29	95,88	6,949	116	95,58	95,37	4437 Hari	↓
FR0089	6,875	97,84	98,62	7,056	147	98,19	98,21	9511 Hari	↓
FR0095	6,375	99,31	99,69	6,601	147	99,44	99,27	1226 Hari	↓
FR0096	7,000	100,40	100,79	6,931	147	100,70	100,75	2848 Hari	↓
PBS012	8,875	111,61	112,04	6,683	55	111,82	111,20	2397 Hari	↓
PBS003	6,000	98,98	99,25	6,588	116	99,12	99,10	656 Hari	↓
PBS033	6,750	96,84	97,34	7,032	86	97,06	97,10	8010 Hari	↓
PBS036	5,375	99,60	99,95	6,346	147	99,78	99,73	145 Hari	↓
PBS037	6,875	99,73	100,06	6,911	178	99,82	99,80	3957 Hari	↓
PBS029	6,375	97,04	97,32	6,820	178	97,30	97,21	3236 Hari	↓
PBS034	6,500	95,63	96,25	6,988	86	95,61	95,68	5128 Hari	↑
FR0100	6,625	98,03	98,44	6,924	147	98,33	98,46	3208 Hari	↓
FR0101	6,875	100,81	101,11	6,643	25	100,97	100,75	1466 Hari	↓
FR0102	6,875	97,90	98,64	7,044	116	98,36	98,36	10561 Hari	↓
FR0103	6,750	97,89	98,16	7,040	116	98,52	98,92	3716 Hari	↓
FR0104	6,500	99,01	99,31	6,722	116	99,17	98,98	1915 Hari	↓
FR0098	7,125	100,37	100,79	7,080	86	101,11	101,10	4768 Hari	↓
FR0097	7,125	100,06	100,60	7,117	86	100,66	101,06	6569 Hari	↓
PBS038	6,875	97,77	98,36	7,066	86	98,06	98,17	8911 Hari	↓
PBS004	6,100	93,91	94,41	6,855	147	94,00	94,11	4289 Hari	↓
PBS030	5,875	97,80	98,14	6,620	116	97,99	97,89	1195 Hari	↓
PBS039	6,625	96,16	97,65	7,023	116	96,79	96,92	5878 Hari	↓
PBS032	4,875	97,89	98,13	6,556	116	98,00	96,94	474 Hari	↓



Tim Riset:  
 Ryan Eka Putra - Dealer FI - Ext.7952 - ryan.ekaputra@banksumselbabel.com  
 Disclaimer/ Pernyataan bebas tanggung jawab: Semua data dalam lembaran ini hanya dipergunakan sebagai informasi, Kinerja masa lalu bukan merupakan indikasi kinerja masa depan atau perkiraan performa atas suatu instrumen. Informasi yang dimuat dalam lembaran ini diperoleh dari sumber yang dapat dipercaya, namun BPD Sumsel Babel tidak menjamin kelengkapan atau akurasi. Data, opini dan perkiraan yang diungkapkan dapat berubah tanpa pemberitahuan dan BPD Sumsel Babel tegas menolai setiap dan semua tanggung jawab atas pernyataan dan jaminan, tersurat maupun tersirat, yang tercantum di sini, atau yang tidak dicantumkan.