

### Fixed Income Daily Report

Friday, 21 March 2025 09:00:11

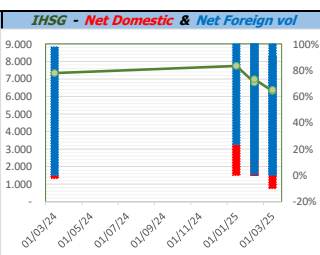
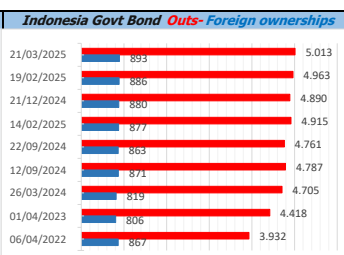
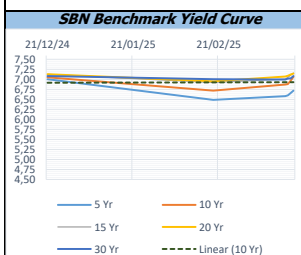
Global Market				Policy rates				
Indicator	price yesterday	TOD price	% chg.	Indicator	Date	Last	Prev.	Trend
USD/IDR Today	16525	16475	-0,30%	BI-7 DS RR		5,75	6,25	↓
SGD/IDR Spot	12390	12357	-0,27%	BI - Depfac	19/03/2025	5,25	5,50	↓
MYR/IDR Spot	3724	3725	0,02%	BI - LF		6,75	7,00	↓
SAR/IDR Spot	4395	4395	0,00%	US Fed's Current Range		4,50	5,50	↓
US - Dow Jones Industrial Average	41965	41953	-0,03%	LPS IDR		4,25	4,25	→
Tokyo - Nikkei 225	37752	37950	0,52%	LPS USD	01/02/2024	2,25	2,25	→
Hong Kong - Hang Seng Index	24220	24135	-0,35%	LPS BPR		6,75	6,75	→
Singapore - Srait Time Index STI	3930	3927	-0,10%					
Indonesia - IHSG	6382	6404	0,34%					
WTI Crude Oil Future/ barrel (Aug. 2024)	72,57	72,57	0,00%					
Gold Spot \$/Oz	3035,94	3036,42	0,02%					
Ice Newcastle Coal/ metric ton	97,50	97,75	0,26%					
Malaysia CPO Contract (MYR/Metric ton)	4532,00	4532,00	0,00%					

Indonesia Economic Data (in US\$ Billion, or percentage)					
Indicator	Date	Last	Prev.	Trend	
GDP (Gross Domestic Bruto)	31/12/2024	5,02	4,95	↑	
CPI (YoY)	28/02/2025	-0,09	0,76	↓	
CPI Core (YoY)	28/02/2025	2,48	5,08	↓	
CPI (MoM)	31/01/2025	-0,48	-0,76	↓	
Trade Balance (USD Billion)	28/02/2025	\$ 3,117	\$ 3,492	↓	
Export Growth	28/02/2025	\$ 14,05	\$ 4,56	↑	
Import Growth	28/02/2025	\$ 2,30	\$ -3,02	↑	
Foreign Reserves	28/02/2025	\$ 154,51	\$ 156,08	↓	
Balance of Payment	31/12/2024	\$ -1,145	\$ -2,008	↑	

Foreign currency (US\$) and Money Market (Rp.)					
Tenor	Sett. Date	BID	OFFER	Gap.	
TOD	21/03/2025	16.460	16.465	5,00	
TOM	22/03/2025	16.462	16.467	5,50	
SPOT	25/03/2025	16.462	16.467	5,50	
NDF 1Mo.	25/04/2025	16.497	16.528	31,00	
D-NDF 3Mo.	25/06/2025	16.536	16.560	24,00	
1 Wk.	08/04/2025	16.469	16.476	6,91	
2 Wk.	08/04/2025	16.469	16.476	6,93	
1 Mo.	25/04/2025	16.480	16.486	6,16	
2 Mo.	27/05/2025	16.499	16.510	11,00	
3 Mo.	25/06/2025	16.512	16.522	10,00	
6 Mo.	25/09/2025	16.561	16.575	14,19	
1 Yr.	25/03/2026	16.700	16.725	25,00	

Money Market Rates (ACT/360)									
RATE	O/N	1 Wk	2 Wk	1 Mo	2 Mo	3 Mo	6 Mo	9 Mo	1 Yr
INTERBANK (IDR)	5,82%	6,10%	6,18%	6,33%	#VALUE!	6,70%	no data	no data	no data
INTERBANK (USD)	4,38%	4,38%	4,37%	4,43%	4,48%	4,50%	4,39%	4,36%	4,41%
<b>INDONESIA</b>	<b>5,82%</b>								
SIBOR (SGD)	0,10%	0,14%	no data	0,17%	0,21%	0,25%	0,35%	0,47%	0,58%
LIBOR (USD)	5,06%	no data	no data	4,96%	no data	4,85%	4,68%	no data	6,04%
JIBOR (IDR)	5,82%	6,02%	no data	6,38%	no data	6,68%	6,78%	no data	6,97%

Indonesia Government Bond									
Seri	Coupon	Bid	Offer	Bid Yield	Day(s) to Next Coupon	Last Week	Last Month	Day(s) to maturity	Trend
FR0064	6,125	98,45	98,83	6,675	51	98,85	98,53	1131 Hari	↓
FR0081	6,500	99,97	100,06	6,537	82	100,02	100,03	81 Hari	↓
FR0084	7,250	100,56	100,90	6,591	143	100,76	100,82	323 Hari	↓
FR0090	5,125	97,12	97,45	6,643	21	97,35	97,34	741 Hari	↓
FR0091	6,375	96,82	97,37	6,953	21	97,49	97,40	2543 Hari	↓
FR0092	7,125	99,34	100,00	7,191	82	100,65	100,76	6205 Hari	↓
FR0093	6,375	95,30	96,03	6,948	112	95,58	95,37	4433 Hari	↓
FR0089	6,875	97,73	98,36	7,065	143	98,19	98,21	9507 Hari	↓
FR0095	6,375	99,09	99,52	6,675	143	99,44	99,27	1222 Hari	↓
FR0096	7,000	99,73	100,20	7,043	143	100,70	100,75	2844 Hari	↓
PBS012	8,875	111,00	111,45	6,788	51	111,82	111,20	2393 Hari	↓
PBS003	6,000	98,97	99,24	6,606	112	99,12	99,10	652 Hari	↓
PBS033	6,750	96,81	97,32	7,035	82	97,06	97,10	8006 Hari	↓
PBS036	5,375	99,60	99,95	6,361	143	99,78	99,73	141 Hari	↓
PBS037	6,875	99,71	100,04	6,913	174	99,82	99,80	3953 Hari	↓
PBS029	6,375	97,05	97,32	6,820	174	97,30	97,21	3232 Hari	↓
PBS034	6,500	95,64	96,27	6,987	82	95,61	95,68	5124 Hari	↑
<b>FR0100</b>	6,625	97,09	97,55	7,069	143	98,33	98,46	3204 Hari	↓
<b>FR0101</b>	6,875	100,51	100,81	6,728	21	100,97	100,75	1462 Hari	↓
<b>FR0102</b>	6,875	97,80	98,39	7,053	112	98,36	98,36	10557 Hari	↓
<b>FR0103</b>	6,750	97,39	97,66	7,109	112	98,52	98,92	3712 Hari	↓
<b>FR0104</b>	6,500	98,65	98,92	6,804	112	99,17	98,98	1911 Hari	↓
<b>FR0098</b>	7,125	99,78	100,26	7,149	82	101,11	101,10	4764 Hari	↓
<b>FR0097</b>	7,125	99,88	100,33	7,135	82	100,66	101,06	6565 Hari	↓
<b>PBS038</b>	6,875	97,77	98,36	7,066	82	98,06	98,17	8907 Hari	↓
<b>PBS004</b>	6,100	93,94	94,46	6,852	143	94,00	94,11	4285 Hari	↓
<b>PBS030</b>	5,875	97,75	98,10	6,640	112	97,99	97,89	1191 Hari	↓
<b>PBS039</b>	6,625	96,17	97,65	7,022	112	96,79	96,92	5874 Hari	↓
<b>PBS032</b>	4,875	97,87	98,14	6,586	112	98,00	96,94	470 Hari	↓



Tim Riset:  
 Ryan Eka Putra - Dealer FI - Ext.7952 - ryan.ekaputra@banksumselbabel.com  
 Disclaimer/ Pernyataan bebas tanggung jawab: Semua data dalam lembaran ini hanya dipergunakan sebagai informasi, Kinerja masa lalu bukan merupakan indikasi kinerja masa depan atau perkiraan performa atas suatu instrumen. Informasi yang dimuat dalam lembaran ini diperoleh dari sumber yang dapat dipercaya, namun BPD Sumsel Babel tidak menjamin kelengkapan atau akurasi. Data, opini dan perkiraan yang diungkapkan dapat berubah tanpa pemberitahuan dan BPD Sumsel Babel tegas menolai setiap dan semua tanggung jawab atas pernyataan dan jaminan, tersurat maupun tersirat, yang tercantum di sini, atau yang tidak dicantumkan.