

### Fixed Income Daily Report

Thursday, 27 March 2025 09:00:39

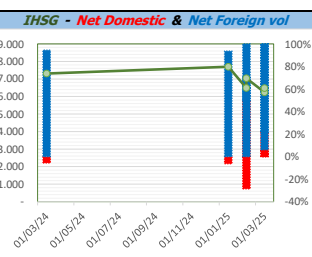
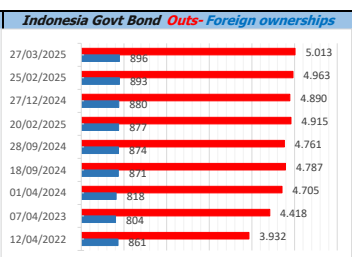
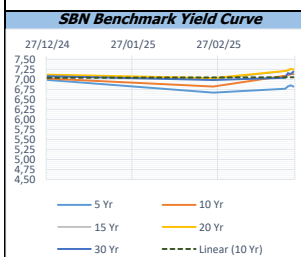
Global Market				Policy rates				
Indicator	price yesterday	TOD price	% chg.	Indicator	Date	Last	Prev.	Trend
USD/IDR Today	16580	16610	0,18%	BI-7 DS RR		5,75	6,25	↓
SGD/IDR Spot	12391	12406	0,12%	BI - Depfac	19/03/2025	5,25	5,50	↓
MYR/IDR Spot	3746	3744	-0,03%	BI - LF		6,75	7,00	↓
SAR/IDR Spot	4422	4428	0,14%	US Fed's Current Range		4,50	5,50	↓
US - Dow Jones Industrial Average	42588	42455	-0,31%	LPS IDR		4,25	4,25	→
Tokyo - Nikkei 225	38027	37585	-1,18%	LPS USD	01/02/2024	2,25	2,25	→
Hong Kong - Hang Seng Index	23483	23428	-0,24%	LPS BPR		6,75	6,75	→
Singapore - Srait Time Index STI	3964	3977	0,33%					
Indonesia - IHSG	6472	6431	-0,65%					
WTI Crude Oil Future/ barrel (Aug. 2024)	72,57	72,57	0,00%					
Gold Spot \$/Oz	3023,45	3023,97	0,02%					
Ice Newcastle Coal/ metric ton	96,40	96,75	0,36%					
Malaysia CPO Contract (MYR/Metric ton)	4409,00	4409,00	0,00%					

Indonesia Economic Data (in US\$ Billion, or percentage)					
Indicator	Date	Last	Prev.	Trend	
GDP (Gross Domestic Bruto)	31/12/2024	5,02	4,95	↑	
CPI (YoY)	28/02/2025	-0,09	0,76	↓	
CPI Core (YoY)	28/02/2025	2,48	5,08	↓	
CPI (MoM)	31/01/2025	-0,48	-0,76	↓	
Trade Balance (USD Billion)	28/02/2025	\$ 3.117	\$ 3.492	↓	
Export Growth	28/02/2025	\$ 14,05	\$ 4,56	↑	
Import Growth	28/02/2025	\$ 2,30	\$ -3,02	↑	
Foreign Reserves	28/02/2025	\$ 154,51	\$ 156,08	↓	
Balance of Payment	31/12/2024	\$ -1.145	\$ -2.008	↑	

Foreign currency (US\$) and Money Market (Rp.)				
Tenor	Sett. Date	BID	OFFER	Gap.
TOD	27/03/2025	16.585	16.590	5,00
TOM	28/03/2025	16.586	16.592	5,50
SPOT	09/04/2025	16.586	16.592	5,50
NDF 1Mo.	09/05/2025	16.627	16.642	15,00
D-NDF 3Mo.	09/07/2025	16.678	16.691	13,00
1 Wk.	16/04/2025	16.594	16.600	6,50
2 Wk.	23/04/2025	16.598	16.608	9,66
1 Mo.	09/05/2025	16.613	16.624	10,97
2 Mo.	10/06/2025	16.635	16.645	10,00
3 Mo.	09/07/2025	16.646	16.661	15,00
6 Mo.	09/10/2025	16.705	16.730	25,00
1 Yr.	09/04/2026	16.860	16.890	30,00

Money Market Rates (ACT/360)									
RATE	O/N	1 Wk	2 Wk	1 Mo	2 Mo	3 Mo	6 Mo	9 Mo	1 Yr
INTERBANK (IDR)	6,09%	6,05%	6,35%	6,33%	#VALUE!	6,48%	no data	no data	no data
INTERBANK (USD)	4,38%	4,39%	4,40%	4,43%	4,49%	4,50%	4,43%	4,39%	4,40%
<b>INDONESIA 6,09%</b>									
SIBOR (SGD)	0,10%	0,14%	no data	0,17%	0,21%	0,25%	0,35%	0,47%	0,58%
LIBOR (USD)	5,06%	no data	no data	4,96%	no data	4,85%	4,68%	no data	6,04%
JIBOR (IDR)	6,09%	6,07%	no data	6,38%	no data	6,68%	6,78%	no data	6,97%

Indonesia Government Bond									
Seri	Coupon	Bid	Offer	Bid Yield	Day(s) to Next Coupon	Last Week	Last Month	Day(s) to maturity	Trend
FR0064	6,125	98,18	98,55	6,781	36	98,50	98,53	1116 Hari	↓
FR0081	6,500	99,94	100,05	6,710	67	100,00	100,03	66 Hari	↓
FR0084	7,250	100,32	100,76	6,839	128	100,67	100,82	308 Hari	↓
FR0090	5,125	96,96	97,28	6,759	6	97,18	97,34	726 Hari	↓
FR0091	6,375	96,16	96,59	7,078	6	96,58	97,40	2528 Hari	↓
FR0092	7,125	98,52	99,28	7,275	67	99,58	100,76	6190 Hari	↓
FR0093	6,375	93,36	94,37	7,197	97	93,91	95,37	4419 Hari	↓
FR0089	6,875	96,36	98,00	7,184	128	97,66	98,21	9492 Hari	↓
FR0095	6,375	98,83	99,26	6,768	128	99,12	99,27	1207 Hari	↓
FR0096	7,000	99,06	99,59	7,156	128	99,41	100,75	2830 Hari	↓
PBS012	8,875	111,11	111,60	6,760	36	111,23	111,20	2378 Hari	↓
PBS003	6,000	98,80	99,08	6,721	97	98,99	99,10	637 Hari	↓
PBS033	6,750	96,68	97,25	7,047	67	97,07	97,10	7991 Hari	↓
PBS036	5,375	99,57	99,92	6,547	128	99,78	99,73	126 Hari	↓
PBS037	6,875	99,17	99,51	6,983	159	99,88	99,80	3938 Hari	↓
PBS029	6,375	96,04	96,31	6,978	159	97,18	97,21	3217 Hari	↓
PBS034	6,500	95,42	96,12	7,013	67	95,79	95,68	5109 Hari	↓
FR0100	6,625	96,68	97,11	7,136	128	96,96	98,46	3190 Hari	↓
FR0101	6,875	100,19	100,56	6,820	6	100,38	100,75	1447 Hari	↓
FR0102	6,875	96,14	97,65	7,191	97	97,76	98,36	10543 Hari	↓
FR0103	6,750	97,29	97,55	7,124	97	96,99	98,92	3698 Hari	↑
FR0104	6,500	98,51	98,86	6,839	97	98,33	98,98	1897 Hari	↑
FR0098	7,125	99,04	99,55	7,237	67	99,34	101,10	4749 Hari	↓
FR0097	7,125	98,77	99,18	7,246	67	99,12	101,06	6550 Hari	↓
PBS038	6,875	97,76	98,35	7,067	67	98,06	98,17	8892 Hari	↓
PBS004	6,100	93,64	94,20	6,893	128	93,62	94,11	4271 Hari	↑
PBS030	5,875	97,45	97,84	6,751	97	97,75	97,89	1177 Hari	↓
PBS039	6,625	96,48	97,84	6,990	97	96,92	96,92	5860 Hari	↓
PBS032	4,875	97,73	97,91	6,760	97	97,83	96,94	456 Hari	↓



Tim Riset:  
 Ryan Eka Putra - Dealer FI - Ext.7952 - ryan.ekaputra@banksumselbabel.com  
 Disclaimer/ Pernyataan bebas tanggung jawab: Semua data dalam lembaran ini hanya dipergunakan sebagai informasi. Kinerja masa lalu bukan merupakan indikasi kinerja masa depan atau perkiraan performa atas suatu instrumen. Informasi yang dimuat dalam lembaran ini diperoleh dari sumber yang dapat dipercaya, namun BPD Sumsel Babel tidak menjamin kelengkapan atau akurasi. Data, opini dan perkiraan yang diungkapkan dapat berubah tanpa pemberitahuan dan BPD Sumsel Babel tegas menolai setiap dan semua tanggung jawab atas pernyataan dan jaminan, tersurat maupun terisrat, yang tercantum di sini, atau yang tidak dicantumkan.