

Fixed Income Daily Report

Wednesday, 09 April 2025 09:00:49

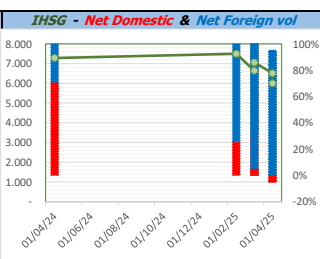
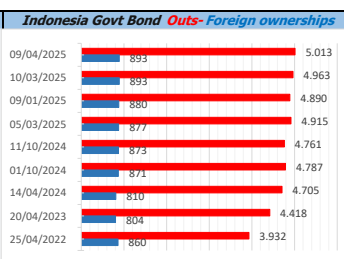
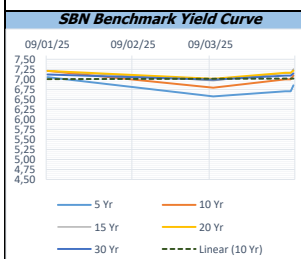
Global Market				Policy rates				
Indicator	price yesterday	TOD price	% chg.	Indicator	Date	Last	Prev.	Trend
USD/IDR Today	16560	16865	1,81%	BI-7 DS RR		5,75	6,25	↓
SGD/IDR Spot	12363	12485	0,98%	BI - Depfac	19/03/2025	5,25	5,50	↓
MYR/IDR Spot	3736	3754	0,47%	BI - LF		6,75	7,00	↓
SAR/IDR Spot	4500	4510	0,22%	US Fed's Current Range		4,50	5,50	↓
US - Dow Jones Industrial Average	37966	37646	-0,85%	LPS IDR		4,25	4,25	→
Tokyo - Nikkei 225	33013	31934	-3,38%	LPS USD	01/02/2024	2,25	2,25	→
Hong Kong - Hang Seng Index	20128	19491	-3,27%	LPS BPR		6,75	6,75	→
Singapore - Srait Time Index STI	3469	3417	-1,52%					
Indonesia - IHSG	5996	6006	0,17%					
WTI Crude Oil Future/ barrel (Aug. 2024)	#N/A N/A	#N/A N/A	#VALUE!					
Gold Spot \$/Oz	3008,88	3009,86	0,03%					
Ice Newcastle Coal/ metric ton	97,50	98,00	0,51%					
Malaysia CPO Contract (MYR/Metric ton)	4359,00	4359,00	0,00%					

Indonesia Economic Data (in US\$ Billion, or percentage)				
Indicator	Date	Last	Prev.	Trend
GDP (Gross Domestic Bruto)	31/12/2024	5,02	4,95	↑
CPI (YoY)	31/03/2025	1,03	-0,09	↑
CPI Core (YoY)	31/03/2025	2,48	0	↑
CPI (MoM)	28/02/2025	1,65	-0,48	↓
Trade Balance (USD Billion)	28/02/2025	\$ 3.117	\$ 3.492	↓
Export Growth	28/02/2025	\$ 14,05	\$ 4,56	↑
Import Growth	28/02/2025	\$ 2,30	\$ -3,02	↑
Foreign Reserves	28/02/2025	\$ 154,51	\$ 156,08	↓
Balance of Payment	31/12/2024	\$ -1.145	\$ -2.008	↑

Foreign currency (US\$) and Money Market (Rp.)				
Tenor	Sett. Date	BID	OFFER	Gap.
TOD	09/04/2025	16.860	16.870	10,00
TOM	10/04/2025	16.861	16.871	10,56
SPOT	11/04/2025	16.861	16.871	10,56
NDF 1Mo.	14/05/2025	16.991	17.009	18,00
D-NDF 3Mo.	11/07/2025	17.045	17.074	29,00
1 Wk.	21/04/2025	16.868	16.880	11,86
2 Wk.	25/04/2025	16.873	16.887	13,92
1 Mo.	14/05/2025	16.887	16.905	18,00
2 Mo.	11/06/2025	16.912	16.927	15,00
3 Mo.	11/07/2025	16.920	16.940	20,00
6 Mo.	14/10/2025	16.986	17.009	23,05
1 Yr.	13/04/2026	17.135	17.172	37,08

Money Market Rates (ACT/360)									
RATE	O/N	1 Wk	2 Wk	1 Mo	2 Mo	3 Mo	6 Mo	9 Mo	1 Yr
INTERBANK (IDR)	5,99%	6,10%	6,15%	6,35%	#VALUE!	7,13%	no data	no data	no data
INTERBANK (USD)	4,38%	4,38%	4,38%	4,42%	4,45%	4,44%	4,24%	4,15%	4,22%
INDONESIA 5,99%									
SIBOR (SGD)	0,10%	0,14%	no data	0,17%	0,21%	0,25%	0,35%	0,47%	0,58%
LIBOR (USD)	5,06%	no data	no data	4,96%	no data	4,85%	4,68%	no data	6,04%
JIBOR (IDR)	5,99%	6,04%	no data	6,38%	no data	6,69%	6,78%	no data	6,97%

Indonesia Government Bond									
Seri	Coupon	Bid	Offer	Bid Yield	Day(s) to Next Coupon	Last Week	Last Month	Day(s) to maturity	Trend
FR0064	6,125	98,17	98,50	6,786	34	98,49	98,49	1115 Hari	↓
FR0081	6,500	99,92	100,07	6,820	65	100,00	100,00	64 Hari	↓
FR0084	7,250	100,25	100,61	6,927	126	100,55	100,55	306 Hari	↓
FR0090	5,125	96,96	97,32	6,763	4	97,26	97,26	724 Hari	↓
FR0091	6,375	96,17	96,60	7,078	4	96,86	96,86	2526 Hari	↓
FR0092	7,125	98,62	99,28	7,265	65	99,22	99,22	6188 Hari	↓
FR0093	6,375	93,47	94,38	7,183	95	94,20	94,20	4417 Hari	↓
FR0089	6,875	96,33	97,16	7,186	126	97,32	97,32	9490 Hari	↓
FR0095	6,375	98,65	99,14	6,829	126	99,17	99,17	1205 Hari	↓
FR0096	7,000	99,27	99,63	7,121	126	99,66	99,66	2828 Hari	↓
PBS012	8,875	111,25	111,77	6,732	34	111,46	111,46	2376 Hari	↓
PBS003	6,000	98,60	98,87	6,847	95	98,90	98,90	635 Hari	↓
PBS033	6,750	96,13	96,74	7,097	65	96,64	96,64	7989 Hari	↓
PBS036	5,375	99,57	99,92	6,566	126	99,75	99,75	124 Hari	↓
PBS037	6,875	99,16	100,38	6,985	157	99,77	99,77	3936 Hari	↓
PBS029	6,375	96,15	96,42	6,961	157	96,67	96,67	3215 Hari	↓
PBS034	6,500	94,66	95,40	7,102	65	95,62	95,62	5107 Hari	↓
FR0100	6,625	96,80	97,27	7,117	126	97,55	97,55	3188 Hari	↓
FR0101	6,875	100,14	100,55	6,833	4	100,60	100,60	1445 Hari	↓
FR0102	6,875	96,09	97,13	7,196	95	97,22	97,22	10541 Hari	↓
FR0103	6,750	97,59	97,97	7,083	95	98,27	98,27	3696 Hari	↓
FR0104	6,500	98,47	98,86	6,849	95	98,96	98,96	1895 Hari	↓
FR0098	7,125	98,71	99,14	7,277	65	99,75	99,75	4747 Hari	↓
FR0097	7,125	99,04	99,55	7,219	65	99,61	99,61	6548 Hari	↓
PBS038	6,875	97,11	97,70	7,124	65	97,75	97,75	8891 Hari	↓
PBS004	6,100	93,42	94,00	6,922	126	93,71	93,71	4269 Hari	↓
PBS030	5,875	97,74	98,14	6,651	95	98,10	98,10	1175 Hari	↓
PBS039	6,625	95,09	96,46	7,139	95	96,85	96,85	5858 Hari	↓
PBS032	4,875	97,71	97,86	6,783	95	97,90	96,94	454 Hari	↓



Tim Riset:
 Ryan Eka Putra - Dealer FI - Ext.7952 - ryan.ekaputra@banksumselbabel.com
 Disclaimer/ Pernyataan bebas tanggung jawab: Semua data dalam lembaran ini hanya dipergunakan sebagai informasi. Kinerja masa lalu bukan merupakan indikasi kinerja masa depan atau perkiraan performa atas suatu instrumen. Informasi yang dimuat dalam lembaran ini diperoleh dari sumber yang dapat dipercaya, namun BPD Sumsel Babel tidak menjamin kelengkapan atau akurasi. Data, opini dan perkiraan yang diungkapkan dapat berubah tanpa pemberitahuan dan BPD Sumsel Babel tegas menolai setiap dan semua tanggung jawab atas pernyataan dan jaminan, tersurat maupun tersirat, yang tercantum di sini, atau yang tidak dicantumkan.