

Fixed Income Daily Report

Thursday, 10 April 2025 09:48:02

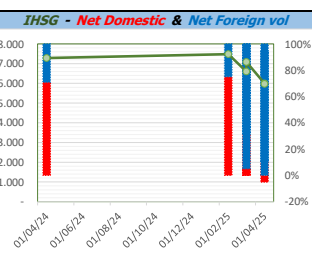
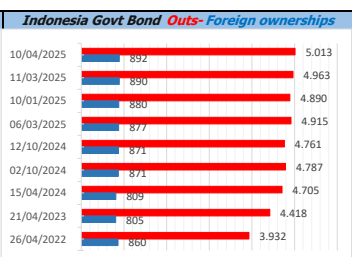
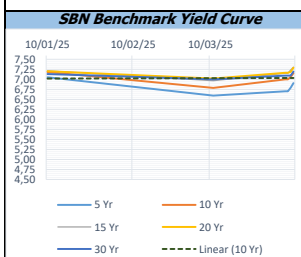
Global Market				Policy rates				
Indicator	price yesterday	TOD price	% chg.	Indicator	Date	Last	Prev.	Trend
USD/IDR Today	16865	16733	-0,79%	BI-7 DS RR		5,75	6,25	↓
SGD/IDR Spot	12508	12464	-0,35%	BI - Depfac	19/03/2025	5,25	5,50	↓
MYR/IDR Spot	3753	3735	-0,49%	BI - LF		6,75	7,00	↓
SAR/IDR Spot	4499	4465	-0,76%	US Fed's Current Range		4,50	5,50	↓
US - Dow Jones Industrial Average	37646	40608	7,30%	LPS IDR		4,25	4,25	→
Tokyo - Nikkei 225	31714	34353	7,68%	LPS USD	01/02/2024	2,25	2,25	→
Hong Kong - Hang Seng Index	20264	21007	3,53%	LPS BPR		6,75	6,75	→
Singapore - Srait Time Index STI	3394	3592	5,52%					
Indonesia - IHSG	5968	6230	4,21%					
WTI Crude Oil Future/ barrel (Aug. 2024)	#N/A N/A	#N/A N/A	#VALUE!					
Gold Spot \$/Oz	3116,67	3117,44	0,02%					
Ice Newcastle Coal/ metric ton	98,00	96,50	-1,55%					
Malaysia CPO Contract (MYR/Metric ton)	4390,00	4390,00	0,00%					

Indonesia Economic Data (in US\$ Billion, or percentage)				
Indicator	Date	Last	Prev.	Trend
GDP (Gross Domestic Bruto)	31/12/2024	5,02	4,95	↑
CPI (YoY)	31/03/2025	1,03	-0,09	↑
CPI Core (YoY)	31/03/2025	2,48	0	↑
CPI (MoM)	28/02/2025	1,65	-0,48	↓
Trade Balance (USD Billion)	28/02/2025	\$ 3.117	\$ 3.492	↓
Export Growth	28/02/2025	\$ 14,05	\$ 4,56	↑
Import Growth	28/02/2025	\$ 2,30	\$ -3,02	↑
Foreign Reserves	28/02/2025	\$ 154,51	\$ 156,08	↓
Balance of Payment	31/12/2024	\$ -1.145	\$ -2.008	↑

Foreign currency (US\$) and Money Market (Rp.)				
Tenor	Sett. Date	BID	OFFER	Gap.
TOD	10/04/2025	16.750	16.760	10,00
TOM	11/04/2025	16.752	16.764	11,54
SPOT	14/04/2025	16.752	16.764	11,54
NDF 1Mo.	14/05/2025	16.801	16.814	13,00
D-NDF 3Mo.	14/07/2025	16.859	16.874	15,00
1 Wk.	21/04/2025	16.757	16.770	13,00
2 Wk.	28/04/2025	16.764	16.777	13,68
1 Mo.	14/05/2025	16.779	16.796	17,01
2 Mo.	16/06/2025	16.805	16.825	20,00
3 Mo.	14/07/2025	16.820	16.837	17,23
6 Mo.	14/10/2025	16.880	16.910	30,00
1 Yr.	14/04/2026	17.024	17.072	48,06

Money Market Rates (ACT/360)									
RATE	O/N	1 Wk	2 Wk	1 Mo	2 Mo	3 Mo	6 Mo	9 Mo	1 Yr
INTERBANK (IDR)	5,75%	6,10%	6,15%	6,35%	#VALUE!	6,53%	no data	no data	no data
INTERBANK (USD)	4,38%	4,37%	4,39%	4,41%	4,45%	4,44%	4,33%	4,25%	4,21%
INDONESIA	5,75%								
SIBOR (SGD)	0,10%	0,14%	no data	0,17%	0,21%	0,25%	0,35%	0,47%	0,58%
LIBOR (USD)	5,06%	no data	no data	4,96%	no data	4,85%	4,68%	no data	6,04%
JIBOR (IDR)	5,75%	6,03%	no data	6,38%	no data	6,69%	6,78%	no data	6,97%

Indonesia Government Bond									
Seri	Coupon	Bid	Offer	Bid Yield	Day(s) to Next Coupon	Last Week	Last Month	Day(s) to maturity	Trend
FR0064	6,125	98,03	98,41	6,839	31	98,49	98,49	1112 Hari	↓
FR0081	6,500	99,91	100,06	6,850	62	100,00	100,00	61 Hari	↓
FR0084	7,250	100,20	100,62	6,982	123	100,55	100,55	303 Hari	↓
FR0090	5,125	96,76	97,25	6,875	1	97,26	97,26	721 Hari	↓
FR0091	6,375	96,28	96,68	7,057	1	96,86	96,86	2523 Hari	↓
FR0092	7,125	98,52	99,24	7,276	62	99,22	99,22	6185 Hari	↓
FR0093	6,375	93,28	94,18	7,208	92	94,20	94,20	4414 Hari	↓
FR0089	6,875	96,44	97,26	7,177	123	97,32	97,32	9487 Hari	↓
FR0095	6,375	98,67	99,05	6,823	123	99,17	99,17	1202 Hari	↓
FR0096	7,000	99,45	99,83	7,090	123	99,66	99,66	2825 Hari	↓
PBS012	8,875	110,51	111,02	6,864	31	111,46	111,46	2373 Hari	↓
PBS003	6,000	98,54	98,81	6,886	92	98,90	98,90	632 Hari	↓
PBS033	6,750	96,14	96,74	7,097	62	96,64	96,64	7986 Hari	↓
PBS036	5,375	99,58	99,93	6,571	123	99,75	99,75	121 Hari	↓
PBS037	6,875	99,15	100,39	6,987	154	99,77	99,77	3933 Hari	↓
PBS029	6,375	96,55	96,82	6,898	154	96,67	96,67	3212 Hari	↓
PBS034	6,500	95,33	96,06	7,024	62	95,62	95,62	5104 Hari	↓
FR0100	6,625	97,04	97,45	7,079	123	97,55	97,55	3185 Hari	↓
FR0101	6,875	100,00	100,42	6,874	1	100,60	100,60	1442 Hari	↓
FR0102	6,875	96,16	96,80	7,190	92	97,22	97,22	10538 Hari	↓
FR0103	6,750	97,50	97,80	7,094	92	98,27	98,27	3693 Hari	↓
FR0104	6,500	98,40	98,68	6,864	92	98,96	98,96	1892 Hari	↓
FR0098	7,125	98,80	99,18	7,256	62	99,75	99,75	4744 Hari	↓
FR0097	7,125	98,66	99,28	7,257	62	99,61	99,61	6545 Hari	↓
PBS038	6,875	97,48	98,06	7,092	62	97,75	97,75	8888 Hari	↓
PBS004	6,100	93,42	94,00	6,922	123	93,71	93,71	4266 Hari	↓
PBS030	5,875	97,68	98,08	6,675	92	98,10	98,10	1172 Hari	↓
PBS039	6,625	95,99	97,35	7,042	92	96,85	96,85	5855 Hari	↓
PBS032	4,875	97,70	97,83	6,801	92	97,90	96,94	451 Hari	↓



Tim Riset:
 Ryan Eka Putra - Dealer FI - Ext.7952 - ryan.ekaputra@banksumselbabel.com
 Disclaimer/ Pernyataan bebas tanggung jawab: Semua data dalam lembaran ini hanya dipergunakan sebagai informasi. Kinerja masa lalu bukan merupakan indikasi kinerja masa depan atau perkiraan performa atas suatu instrumen. Informasi yang dimuat dalam lembaran ini diperoleh dari sumber yang dapat dipercaya, namun BPD Sumsel Babel tidak menjamin kelengkapan atau akurasi. Data, opini dan perkiraan yang diungkapkan dapat berubah tanpa pemberitahuan dan BPD Sumsel Babel tegas menolai setiap dan semua tanggung jawab atas pernyataan dan jaminan, tersurat maupun tersirat, yang tercantum di sini, atau yang tidak dicantumkan.