

Fixed Income Daily Report

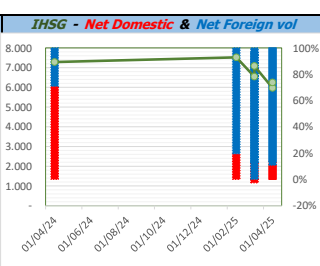
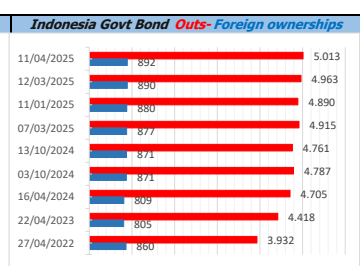
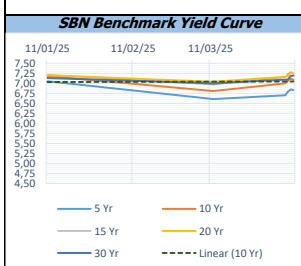
Friday, 11 April 2025 09:16:22

Global Market				Policy rates				
Indicator	price yesterday	TOD price	% chg.	Indicator	Date	Last	Prev.	Trend
USD/IDR Today	16800	16768	-0,19%	BI-7 DS RR		5,75	6,25	↓
SGD/IDR Spot	12508	12538	0,24%	BI - Depfac	19/03/2025	5,25	5,50	↓
MYR/IDR Spot	3760	3776	0,44%	BI - LF		6,75	7,00	↓
SAR/IDR Spot	4481	4467	-0,31%	US Fed's Current Range		4,50	5,50	↓
US - Dow Jones Industrial Average	40608	39594	-2,56%	LPS IDR		4,25	4,25	→
Tokyo - Nikkei 225	34609	33059	-4,69%	LPS USD	01/02/2024	2,25	2,25	→
Hong Kong - Hang Seng Index	20682	20573	-0,53%	LPS BPR		6,75	6,75	→
Singapore - Srait Time Index STI	3578	3492	-2,47%					
Indonesia - IHSG	6254	6239	-0,25%					

Indonesia Economic Data (in US\$ Billion, or percentage)				Foreign currency (US\$) and Money Market (Rp.)					
Indicator	Date	Last	Prev.	Trend	Tenor	Sett. Date	BID	OFFER	Gap.
GDP (Gross Domestic Bruto)	31/12/2024	5,02	4,95	↑	TOD	11/04/2025	16.795	16.805	10,00
CPI (YoY)	31/03/2025	1,03	-0,09	↑	TOM	12/04/2025	16.796	16.807	10,45
CPI Core (YoY)	31/03/2025	2,48	0	↑	SPOT	15/04/2025	16.796	16.807	10,45
CPI (MoM)	28/02/2025	1,65	-0,48	↓	NDF 1Mo.	15/05/2025	16.802	16.815	13,00
Trade Balance (USD Billion)	28/02/2025	\$ 3.117	\$ 3.492	↓	D-NDF 3Mo.	15/07/2025	16.855	16.869	14,00
Export Growth	28/02/2025	\$ 14,05	\$ 4,56	↑	1 Wk.	22/04/2025	16.800	16.812	12,00
Import Growth	28/02/2025	\$ 2,30	\$ -3,02	↑	2 Wk.	29/04/2025	16.807	16.819	12,34
Foreign Reserves	28/02/2025	\$ 154,51	\$ 156,08	↓	1 Mo.	15/05/2025	16.821	16.836	15,00
Balance of Payment	31/12/2024	\$ -1.145	\$ -2.008	↑	2 Mo.	16/06/2025	16.845	16.863	18,00
					3 Mo.	15/07/2025	16.860	16.878	18,00
					6 Mo.	15/10/2025	16.930	16.956	26,39
					1 Yr.	15/04/2026	17.080	17.126	46,17

Money Market Rates (ACT/360)									
RATE	O/N	1 Wk	2 Wk	1 Mo	2 Mo	3 Mo	6 Mo	9 Mo	1 Yr
INTERBANK (IDR)	5,66%	6,08%	6,15%	6,35%	#VALUE!	6,53%	no data	no data	no data
INTERBANK (USD)	4,38%	4,38%	4,38%	4,41%	4,44%	4,40%	4,33%	4,27%	4,24%
INDONESIA	5,66%								
SIBOR (SGD)	0,10%	0,14%	no data	0,17%	0,21%	0,25%	0,35%	0,47%	0,58%
LIBOR (USD)	5,06%	no data	no data	4,96%	no data	4,85%	4,68%	no data	6,04%
JIBOR (IDR)	5,66%	6,02%	no data	6,38%	no data	6,69%	6,78%	no data	6,97%

Indonesia Government Bond									
Seri	Coupon	Bid	Offer	Bid Yield	Day(s) to Next Coupon	Last Week	Last Month	Day(s) to maturity	Trend
FR0064	6,125	98,09	98,40	6,821	30	98,49	98,49	1111 Hari	↓
FR0081	6,500	99,91	100,07	6,917	61	100,00	100,00	60 Hari	↓
FR0084	7,250	100,24	100,68	6,933	122	100,55	100,55	302 Hari	↓
FR0090	5,125	96,86	97,27	6,830	183	97,26	97,26	720 Hari	↓
FR0091	6,375	96,44	96,84	7,027	183	96,86	96,86	2522 Hari	↓
FR0092	7,125	98,71	99,54	7,256	61	99,22	99,22	6184 Hari	↓
FR0093	6,375	93,41	94,35	7,191	91	94,20	94,20	4413 Hari	↓
FR0089	6,875	96,26	97,28	7,193	122	97,32	97,32	9486 Hari	↓
FR0095	6,375	98,72	99,13	6,807	122	99,17	99,17	1201 Hari	↓
FR0096	7,000	99,49	99,86	7,084	122	99,66	99,66	2824 Hari	↓
PBS012	8,875	110,44	110,95	6,876	30	111,46	111,46	2372 Hari	↓
PBS003	6,000	98,53	98,80	6,898	91	98,90	98,90	631 Hari	↓
PBS033	6,750	96,14	96,74	7,097	61	96,64	96,64	7985 Hari	↓
PBS036	5,375	99,58	99,93	6,575	122	99,75	99,75	120 Hari	↓
PBS037	6,875	99,15	99,99	6,987	153	99,77	99,77	3932 Hari	↓
PBS029	6,375	96,55	96,82	6,898	153	96,67	96,67	3211 Hari	↓
PBS034	6,500	95,33	96,06	7,024	61	95,62	95,62	5103 Hari	↓
FR0100	6,625	96,97	97,37	7,090	122	97,55	97,55	3184 Hari	↓
FR0101	6,875	100,08	100,44	6,851	183	100,60	100,60	1441 Hari	↓
FR0102	6,875	96,16	97,00	7,190	91	97,22	97,22	10537 Hari	↓
FR0103	6,750	97,80	98,19	7,053	91	98,27	98,27	3692 Hari	↓
FR0104	6,500	98,39	98,68	6,867	91	98,96	98,96	1891 Hari	↓
FR0098	7,125	98,88	99,31	7,257	61	99,75	99,75	4743 Hari	↓
FR0097	7,125	98,77	99,33	7,246	61	99,61	99,61	6544 Hari	↓
PBS038	6,875	97,49	98,07	7,091	61	97,75	97,75	8887 Hari	↓
PBS004	6,100	93,42	94,00	6,922	122	93,71	93,71	4265 Hari	↓
PBS030	5,875	97,77	98,17	6,646	91	98,10	98,10	1171 Hari	↓
PBS039	6,625	96,18	97,55	7,021	91	96,85	96,85	5854 Hari	↓
PBS032	4,875	97,81	97,92	6,721	91	97,90	96,94	450 Hari	↓



Tim Riset:
 Ryan Eka Putra - Dealer FI - Ext.7952 - ryan.ekaputra@banksumselbabel.com
 Disclaimer/ Pernyataan bebas tanggung jawab: Semua data dalam lembaran ini hanya dipergunakan sebagai informasi, Kinerja masa lalu bukan merupakan indikasi kinerja masa depan atau perkiraan performa atas suatu instrumen. Informasi yang dimuat dalam lembaran ini diperoleh dari sumber yang dapat dipercaya, namun BPD Sumsel Babel tidak menjamin kelengkapan atau akurasi. Data, opini dan perkiraan yang diungkapkan dapat berubah tanpa pemberitahuan dan BPD Sumsel Babel tegas menolai setiap dan semua tanggung jawab atas pernyataan dan jaminan, termasuk maupun teroris, yang tercantum di sini, atau yang tidak dicantumkan.