

Fixed Income Daily Report

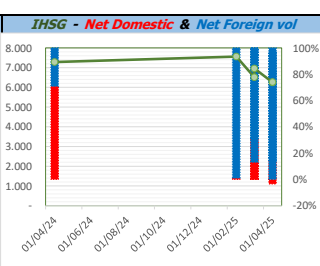
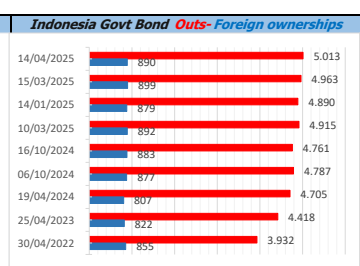
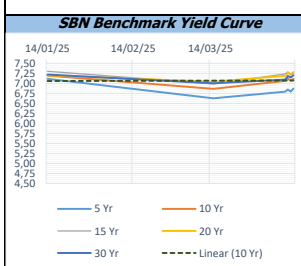
Monday, 14 April 2025 09:10:56

Global Market				Policy rates				
Indicator	price yesterday	TOD price	% chg.	Indicator	Date	Last	Prev.	Trend
USD/IDR Today	16795	16768	-0,16%	BI-7 DS RR		5,75	6,25	↓
SGD/IDR Spot	12700	12737	0,29%	BI - Depfac	19/03/2025	5,25	5,50	↓
MYR/IDR Spot	3791	3784	-0,20%	BI - LF		6,75	7,00	↓
SAR/IDR Spot	4474	4469	-0,11%	US Fed's Current Range		4,50	5,50	↓
US - Dow Jones Industrial Average	39594	40213	1,54%	LPS IDR		4,25	4,25	→
Tokyo - Nikkei 225	33586	33964	1,11%	LPS USD	01/02/2024	2,25	2,25	→
Hong Kong - Hang Seng Index	20915	21381	2,18%	LPS BPR		6,75	6,75	→
Singapore - Srait Time Index STI	3513	3573	1,70%					
Indonesia - IHSG	6262	6303	0,64%					

Indonesia Economic Data (in US\$ Billion, or percentage)				Foreign currency (US\$) and Money Market (Rp.)					
Indicator	Date	Last	Prev.	Trend	Tenor	Sett. Date	BID	OFFER	Gap.
GDP (Gross Domestic Bruto)	31/12/2024	5,02	4,95	↑	TOD	14/04/2025	16.790	16.800	10,00
CPI (YoY)	31/03/2025	1,03	-0,09	↑	TOM	15/04/2025	16.791	16.801	10,30
CPI Core (YoY)	31/03/2025	2,48	0	↑	SPOT	16/04/2025	16.791	16.801	10,30
CPI (MoM)	28/02/2025	1,65	-0,48	↓	NDF 1Mo.	16/05/2025	16.803	16.817	14,00
Trade Balance (USD Billion)	28/02/2025	\$ 3.117	\$ 3.492	↓	D-NDF 3Mo.	16/07/2025	16.858	16.876	18,00
Export Growth	28/02/2025	\$ 14,05	\$ 4,56	↑	1 Wk.	23/04/2025	16.794	16.807	13,00
Import Growth	28/02/2025	\$ 2,30	\$ -3,02	↑	2 Wk.	30/04/2025	16.798	16.813	14,56
Foreign Reserves	28/02/2025	\$ 154,51	\$ 156,08	↓	1 Mo.	16/05/2025	16.814	16.828	14,03
Balance of Payment	31/12/2024	\$ -1.145	\$ -2.008	↑	2 Mo.	16/06/2025	16.837	16.855	18,00
					3 Mo.	16/07/2025	16.855	16.870	15,00
					6 Mo.	16/10/2025	16.923	16.947	24,73
					1 Yr.	16/04/2026	17.071	17.115	43,87

Money Market Rates (ACT/360)									
RATE	O/N	1 Wk	2 Wk	1 Mo	2 Mo	3 Mo	6 Mo	9 Mo	1 Yr
INTERBANK (IDR)	5,57%	6,08%	6,15%	6,25%	#VALUE!	6,53%	no data	no data	no data
INTERBANK (USD)	4,36%	4,38%	4,39%	4,43%	4,44%	4,46%	4,38%	4,36%	4,30%
INDONESIA	5,57%								
SIBOR (SGD)	0,10%	0,14%	no data	0,17%	0,21%	0,25%	0,35%	0,47%	0,58%
LIBOR (USD)	5,06%	no data	no data	4,96%	no data	4,85%	4,68%	no data	6,04%
JIBOR (IDR)	5,57%	6,01%	no data	6,38%	no data	6,69%	6,78%	no data	6,97%

Indonesia Government Bond									
Seri	Coupon	Bid	Offer	Bid Yield	Day(s) to Next Coupon	Last Week	Last Month	Day(s) to maturity	Trend
FR0064	6,125	98,06	98,46	6,832	30	98,23	98,49	1111 Hari	↓
FR0081	6,500	99,92	100,06	6,831	61	99,99	100,00	60 Hari	↓
FR0084	7,250	100,26	100,61	6,906	122	100,45	100,55	302 Hari	↓
FR0090	5,125	96,82	97,20	6,855	183	97,04	97,26	720 Hari	↓
FR0091	6,375	96,25	96,66	7,063	183	96,50	96,86	2522 Hari	↓
FR0092	7,125	98,24	99,21	7,305	61	98,73	99,22	6184 Hari	↓
FR0093	6,375	93,17	93,84	7,272	91	93,51	94,20	4413 Hari	↓
FR0089	6,875	96,31	97,22	7,188	122	96,76	97,32	9486 Hari	↓
FR0095	6,375	98,77	99,20	6,789	122	98,94	99,17	1201 Hari	↓
FR0096	7,000	99,33	99,69	7,111	122	99,56	99,66	2824 Hari	↓
PBS012	8,875	110,47	110,99	6,869	30	110,73	111,46	2372 Hari	↓
PBS003	6,000	98,63	98,90	6,838	91	98,76	98,90	631 Hari	↓
PBS033	6,750	96,14	96,74	7,097	61	96,44	96,64	7985 Hari	↓
PBS036	5,375	99,58	99,93	6,580	122	99,76	99,75	120 Hari	↓
PBS037	6,875	99,14	100,39	6,988	153	99,77	99,77	3932 Hari	↓
PBS029	6,375	96,55	96,82	6,898	153	96,69	96,67	3211 Hari	↓
PBS034	6,500	95,33	96,06	7,025	61	95,69	95,62	5103 Hari	↓
FR0100	6,625	96,82	97,26	7,114	122	97,08	97,55	3184 Hari	↓
FR0101	6,875	99,97	100,41	6,883	183	100,20	100,60	1441 Hari	↓
FR0102	6,875	96,00	96,87	7,203	91	96,44	97,22	10537 Hari	↓
FR0103	6,750	97,66	98,01	7,073	91	97,86	98,27	3692 Hari	↓
FR0104	6,500	98,37	98,68	6,873	91	98,48	98,96	1891 Hari	↓
FR0098	7,125	98,70	99,11	7,278	61	98,87	99,75	4743 Hari	↓
FR0097	7,125	98,66	99,17	7,257	61	98,91	99,61	6544 Hari	↓
PBS038	6,875	97,48	98,07	7,092	61	97,77	97,75	8887 Hari	↓
PBS004	6,100	93,42	93,99	6,922	122	93,71	93,71	4265 Hari	↓
PBS030	5,875	97,72	98,13	6,662	91	97,93	98,10	1171 Hari	↓
PBS039	6,625	96,16	97,53	7,024	91	96,84	96,85	5854 Hari	↓
PBS032	4,875	97,59	97,92	6,909	91	97,76	96,94	450 Hari	↓



Tim Riset:
 Ryan Eka Putra - Dealer FI - Ext.7952 - ryan.ekaputra@banksumselabel.com
 Disclaimer/ Pernyataan bebas tanggung jawab: Semua data dalam lembaran ini hanya dipergunakan sebagai informasi. Kinerja masa lalu bukan merupakan indikasi kinerja masa depan atau perkiraan performa atas suatu instrumen. Informasi yang dimuat dalam lembaran ini diperoleh dari sumber yang dapat dipercaya, namun BPD Sumsel Babel tidak menjamin kelengkapan atau akurasi. Data, opini dan perkiraan yang diungkapkan dapat berubah tanpa pemberitahuan dan BPD Sumsel Babel tegas menolai setiap dan semua tanggung jawab atas pernyataan dan jaminan, tersurat maupun tersirat, yang tercantum di sini, atau yang tidak dicantumkan.