

### Fixed Income Daily Report

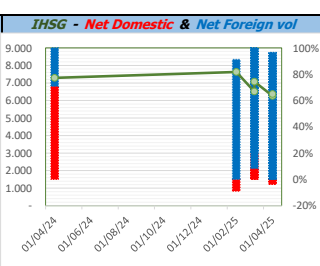
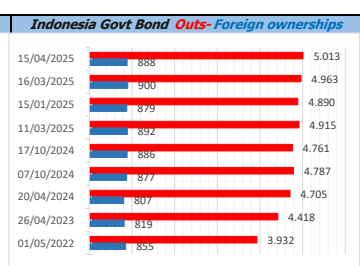
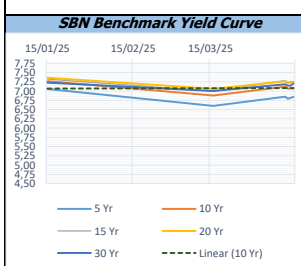
Tuesday, 15 April 2025 09:05:27

Global Market				Policy rates				
Indicator	price yesterday	TOD price	% chg.	Indicator	Date	Last	Prev.	Trend
USD/IDR Today	16775	16782	0,04%	BI-7 DS RR		5,75	6,25	↓
SGD/IDR Spot	12765	12752	-0,11%	BI - Depfac	19/03/2025	5,25	5,50	↓
MYR/IDR Spot	3797	3812	0,38%	BI - LF		6,75	7,00	↓
SAR/IDR Spot	4473	4473	0,00%	US Fed's Current Range		4,50	5,50	↓
US - Dow Jones Industrial Average	40213	40525	0,77%	LPS IDR		4,25	4,25	→
Tokyo - Nikkei 225	33982	34361	1,10%	LPS USD	01/02/2024	2,25	2,25	→
Hong Kong - Hang Seng Index	21417	21496	0,37%	LPS BPR		6,75	6,75	→
Singapore - Srait Time Index STI	3549	3588	1,09%					
Indonesia - IHSG	6369	6443	1,15%					

Indonesia Economic Data (in US\$ Billion, or percentage)				Foreign currency (US\$) and Money Market (Rp.)					
Indicator	Date	Last	Prev.	Trend	Tenor	Sett. Date	BID	OFFER	Gap.
GDP (Gross Domestic Bruto)	31/12/2024	5,02	4,95	↑	TOD	15/04/2025	16.780	16.790	10,00
CPI (YoY)	31/03/2025	1,03	-0,09	↑	TOM	16/04/2025	16.781	16.791	10,08
CPI Core (YoY)	31/03/2025	2,48	0	↑	SPOT	17/04/2025	16.781	16.791	10,08
CPI (MoM)	28/02/2025	1,65	-0,48	↓	NDF 1Mo.	19/05/2025	16.801	16.814	13,00
Trade Balance (USD Billion)	28/02/2025	\$ 3.117	\$ 3.492	↓	D-NDF 3Mo.	17/07/2025	16.849	16.866	17,00
Export Growth	28/02/2025	\$ 14,05	\$ 4,56	↑	1 Wk.	24/04/2025	16.784	16.796	11,81
Import Growth	28/02/2025	\$ 2,30	\$ -3,02	↑	2 Wk.	02/05/2025	16.789	16.803	13,40
Foreign Reserves	31/03/2025	\$ 157,09	\$ 154,51	↑	1 Mo.	19/05/2025	16.800	16.815	15,00
Balance of Payment	31/12/2024	\$ -1.145	\$ -2.008	↑	2 Mo.	17/06/2025	16.821	16.837	15,92
					3 Mo.	17/07/2025	16.843	16.860	17,15
					6 Mo.	17/10/2025	16.910	16.935	25,00
					1 Yr.	17/04/2026	17.070	17.106	35,55

Money Market Rates (ACT/360)									
RATE	O/N	1 Wk	2 Wk	1 Mo	2 Mo	3 Mo	6 Mo	9 Mo	1 Yr
INTERBANK (IDR)	5,43%	6,03%	6,15%	6,20%	#VALUE!	6,55%	no data	no data	no data
INTERBANK (USD)	4,38%	4,38%	4,39%	4,43%	4,45%	4,46%	4,38%	4,33%	4,29%
<b>INDONESIA</b>	<b>5,43%</b>								
SIBOR (SGD)	0,10%	0,14%	no data	0,17%	0,21%	0,25%	0,35%	0,47%	0,58%
LIBOR (USD)	5,06%	no data	no data	4,96%	no data	4,85%	4,68%	no data	6,04%
JIBOR (IDR)	5,43%	6,01%	no data	6,38%	no data	6,69%	6,78%	no data	6,97%

Indonesia Government Bond									
Seri	Coupon	Bid	Offer	Bid Yield	Day(s) to Next Coupon	Last Week	Last Month	Day(s) to maturity	Trend
FR0064	6,125	98,11	98,43	6,813	28	98,23	98,49	1109 Hari	↓
FR0081	6,500	99,92	100,07	6,849	59	99,99	100,00	58 Hari	↓
FR0084	7,250	100,28	100,70	6,884	120	100,45	100,55	300 Hari	↓
FR0090	5,125	96,94	97,30	6,788	181	97,04	97,26	718 Hari	↓
FR0091	6,375	96,58	96,95	7,002	181	96,50	96,86	2520 Hari	↑
FR0092	7,125	98,46	99,30	7,282	59	98,73	99,22	6182 Hari	↓
FR0093	6,375	93,30	94,39	7,205	89	93,51	94,20	4411 Hari	↓
FR0089	6,875	96,41	97,21	7,179	120	96,76	97,32	9484 Hari	↓
FR0095	6,375	98,76	99,15	6,792	120	98,94	99,17	1199 Hari	↓
FR0096	7,000	99,70	100,07	7,049	120	99,56	99,66	2822 Hari	↑
PBS012	8,875	110,41	110,92	6,880	28	110,73	111,46	2370 Hari	↓
PBS003	6,000	98,69	98,96	6,759	89	98,76	98,90	629 Hari	↓
PBS033	6,750	96,15	96,74	7,096	59	96,44	96,64	7983 Hari	↓
PBS036	5,375	99,59	99,94	6,580	120	99,76	99,75	118 Hari	↓
PBS037	6,875	99,14	100,33	6,988	151	99,77	99,77	3930 Hari	↓
PBS029	6,375	96,03	96,30	6,979	151	96,69	96,67	3209 Hari	↓
PBS034	6,500	95,32	96,06	7,025	59	95,69	95,62	5101 Hari	↓
FR0100	6,625	97,10	97,53	7,069	120	97,08	97,55	3182 Hari	↑
FR0101	6,875	100,13	100,42	6,837	181	100,20	100,60	1439 Hari	↓
FR0102	6,875	96,01	97,07	7,203	89	96,44	97,22	10535 Hari	↓
FR0103	6,750	97,97	98,34	7,029	89	97,86	98,27	3690 Hari	↑
FR0104	6,500	98,46	98,73	6,851	89	98,48	98,96	1889 Hari	↓
FR0098	7,125	98,98	99,39	7,245	59	98,87	99,75	4741 Hari	↑
FR0097	7,125	98,70	99,28	7,253	59	98,91	99,61	6542 Hari	↓
PBS038	6,875	97,05	97,64	7,130	59	97,77	97,75	8885 Hari	↓
PBS004	6,100	93,20	93,78	6,951	120	93,71	93,71	4263 Hari	↓
PBS030	5,875	97,80	98,21	6,634	89	97,93	98,10	1169 Hari	↓
PBS039	6,625	94,59	95,95	7,194	89	96,84	96,85	5852 Hari	↓
PBS032	4,875	97,61	97,94	6,900	89	97,76	96,94	448 Hari	↓



Tim Riset:  
 Ryan Eka Putra - Dealer FI - Ext.7952 - ryan.ekaputra@banksumselbabel.com  
 Disclaimer/ Pernyataan bebas tanggung jawab: Semua data dalam lembaran ini hanya dipergunakan sebagai informasi. Kinerja masa lalu bukan merupakan indikasi kinerja masa depan atau perkiraan performa atas suatu instrumen. Informasi yang dimuat dalam lembaran ini diperoleh dari sumber yang dapat dipercaya, namun BPD Sumsel Babel tidak menjamin kelengkapan atau akurasi. Data, opini dan perkiraan yang diungkapkan dapat berubah tanpa pemberitahuan dan BPD Sumsel Babel tegas menolai setiap dan semua tanggung jawab atas pernyataan dan jaminan, tersurat maupun tersirat, yang tercantum di sini, atau yang tidak dicantumkan.