

Fixed Income Daily Report

Wednesday, 16 April 2025 09:10:06

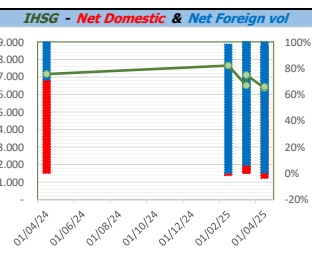
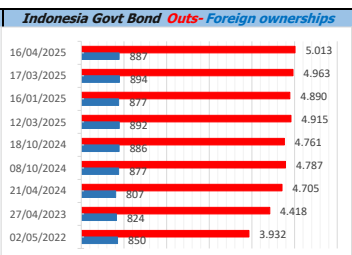
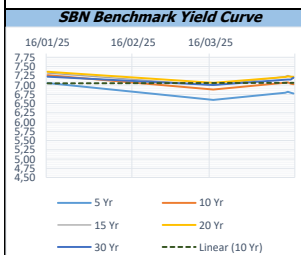
Global Market				Policy rates				
Indicator	price yesterday	TOD price	% chg.	Indicator	Date	Last	Prev.	Trend
USD/IDR Today	16815	16824	0,05%	BI-7 DS RR		5,75	6,25	↓
SGD/IDR Spot	12782	12786	0,03%	BI - Depfac	19/03/2025	5,25	5,50	↓
MYR/IDR Spot	3810	3809	-0,03%	BI - LF		6,75	7,00	↓
SAR/IDR Spot	4484	4487	0,07%	US Fed's Current Range		4,50	5,50	↓
US - Dow Jones Industrial Average	40525	40369	-0,39%	LPS IDR		4,25	4,25	→
Tokyo - Nikkei 225	34268	34103	-0,48%	LPS USD	01/02/2024	2,25	2,25	→
Hong Kong - Hang Seng Index	21466	21149	-1,50%	LPS BPR		6,75	6,75	→
Singapore - Srait Time Index STI	3625	3626	0,03%					
Indonesia - IHSG	6442	6446	0,07%					
WTI Crude Oil Future/ barrel (Aug. 2024)	#N/A N/A	#N/A N/A	#VALUE!					
Gold Spot \$/Oz	3272,97	3273,68	0,02%					
Ice Newcastle Coal/ metric ton	95,50	95,50	0,00%					
Malaysia CPO Contract (MYR/Metric ton)	4232,00	4232,00	0,00%					

Indonesia Economic Data (in US\$ Billion, or percentage)				
Indicator	Date	Last	Prev.	Trend
GDP (Gross Domestic Bruto)	31/12/2024	5,02	4,95	↑
CPI (YoY)	31/03/2025	1,03	-0,09	↑
CPI Core (YoY)	31/03/2025	2,48	0	↑
CPI (MoM)	28/02/2025	1,65	-0,48	↓
Trade Balance (USD Billion)	28/02/2025	\$ 3.117	\$ 3.492	↓
Export Growth	28/02/2025	\$ 14,05	\$ 4,56	↑
Import Growth	28/02/2025	\$ 2,30	\$ -3,02	↑
Foreign Reserves	31/03/2025	\$ 157,09	\$ 154,51	↑
Balance of Payment	31/12/2024	\$ -1.145	\$ -2.008	↑

Foreign currency (US\$) and Money Market (Rp.)				
Tenor	Sett. Date	BID	OFFER	Gap.
TOD	16/04/2025	16.830	16.840	10,00
TOM	17/04/2025	16.832	16.843	11,00
SPOT	21/04/2025	16.832	16.843	11,00
NDF 1Mo.	21/05/2025	16.849	16.862	13,00
D-NDF 3Mo.	21/07/2025	16.896	16.915	19,00
1 Wk.	28/04/2025	16.834	16.846	11,91
2 Wk.	05/05/2025	16.838	16.852	13,42
1 Mo.	21/05/2025	16.850	16.865	15,00
2 Mo.	23/06/2025	16.873	16.888	15,33
3 Mo.	21/07/2025	16.890	16.908	17,71
6 Mo.	21/10/2025	16.960	16.980	20,00
1 Yr.	21/04/2026	17.120	17.145	25,42

Money Market Rates (ACT/360)									
RATE	O/N	1 Wk	2 Wk	1 Mo	2 Mo	3 Mo	6 Mo	9 Mo	1 Yr
INTERBANK (IDR)	5,57%	6,03%	6,15%	6,20%	#VALUE!	6,53%	no data	no data	no data
INTERBANK (USD)	4,38%	4,38%	4,40%	4,41%	4,44%	4,44%	4,38%	4,33%	4,27%
INDONESIA	5,57%								
SIBOR (SGD)	0,10%	0,14%	no data	0,17%	0,21%	0,25%	0,35%	0,47%	0,58%
LIBOR (USD)	5,06%	no data	no data	4,96%	no data	4,85%	4,68%	no data	6,04%
JIBOR (IDR)	5,57%	6,01%	no data	6,38%	no data	6,69%	6,78%	no data	6,97%

Indonesia Government Bond									
Seri	Coupon	Bid	Offer	Bid Yield	Day(s) to Next Coupon	Last Week	Last Month	Day(s) to maturity	Trend
FR0064	6,125	98,22	98,56	6,773	28	98,23	98,49	1109 Hari	↓
FR0081	6,500	99,94	100,05	6,722	59	99,99	100,00	58 Hari	↓
FR0084	7,250	100,33	100,71	6,817	120	100,45	100,55	300 Hari	↓
FR0090	5,125	97,10	97,36	6,704	181	97,04	97,26	718 Hari	↑
FR0091	6,375	96,82	97,19	6,956	181	96,50	96,86	2520 Hari	↑
FR0092	7,125	98,89	99,42	7,238	59	98,73	99,22	6182 Hari	↑
FR0093	6,375	93,73	94,75	7,150	89	93,51	94,20	4411 Hari	↑
FR0089	6,875	96,25	97,46	7,193	120	96,76	97,32	9484 Hari	↓
FR0095	6,375	98,84	99,19	6,765	120	98,94	99,17	1199 Hari	↓
FR0096	7,000	99,96	100,35	7,005	120	99,56	99,66	2822 Hari	↓
PBS012	8,875	110,46	110,98	6,870	28	110,73	111,46	2370 Hari	↓
PBS003	6,000	98,78	99,05	6,747	89	98,76	98,90	629 Hari	↑
PBS033	6,750	95,41	96,58	7,165	59	96,44	96,64	7983 Hari	↓
PBS036	5,375	99,60	99,95	6,539	120	99,76	99,75	118 Hari	↓
PBS037	6,875	99,14	100,40	6,988	151	99,77	99,77	3930 Hari	↓
PBS029	6,375	96,16	96,43	6,959	151	96,69	96,67	3209 Hari	↓
PBS034	6,500	95,32	96,06	7,026	59	95,69	95,62	5101 Hari	↓
FR0100	6,625	97,64	97,90	6,985	120	97,08	97,55	3182 Hari	↑
FR0101	6,875	100,39	100,62	6,763	181	100,20	100,60	1439 Hari	↓
FR0102	6,875	96,06	96,94	7,199	89	96,44	97,22	10535 Hari	↓
FR0103	6,750	98,44	98,77	6,963	89	97,86	98,27	3690 Hari	↑
FR0104	6,500	98,63	98,86	6,811	89	98,48	98,96	1889 Hari	↑
FR0098	7,125	99,54	99,90	7,179	59	98,87	99,75	4741 Hari	↑
FR0097	7,125	98,98	99,50	7,225	59	98,91	99,61	6542 Hari	↓
PBS038	6,875	96,93	97,52	7,140	59	97,77	97,75	8885 Hari	↓
PBS004	6,100	93,41	93,99	6,924	120	93,71	93,71	4263 Hari	↓
PBS030	5,875	97,85	98,27	6,616	89	97,93	98,10	1169 Hari	↓
PBS039	6,625	94,96	96,32	7,153	89	96,84	96,85	5852 Hari	↓
PBS032	4,875	97,71	97,96	6,816	89	97,76	96,94	448 Hari	↓



Tim Riset:
 Ryan Eka Putra - Dealer FI - Ext.7952 - ryan.ekaputra@banksumselbabel.com
 Disclaimer/ Pernyataan bebas tanggung jawab: Semua data dalam lembaran ini hanya dipergunakan sebagai informasi, Kinerja masa lalu bukan merupakan indikasi kinerja masa depan atau perkiraan performa atas suatu instrumen. Informasi yang dimuat dalam lembaran ini diperoleh dari sumber yang dapat dipercaya, namun BPD Sumsel Babel tidak menjamin kelengkapan atau akurasi. Data, opini dan perkiraan yang diungkapkan dapat berubah tanpa pemberitahuan dan BPD Sumsel Babel tegas menolai setiap dan semua tanggung jawab atas pernyataan dan jaminan, termasuk maupun teroris, yang tercantum di sini, atau yang tidak dicantumkan.