

### Fixed Income Daily Report

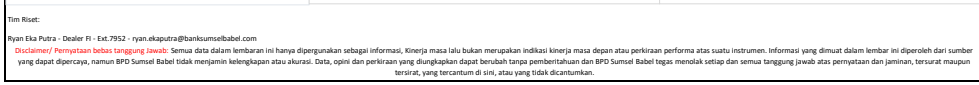
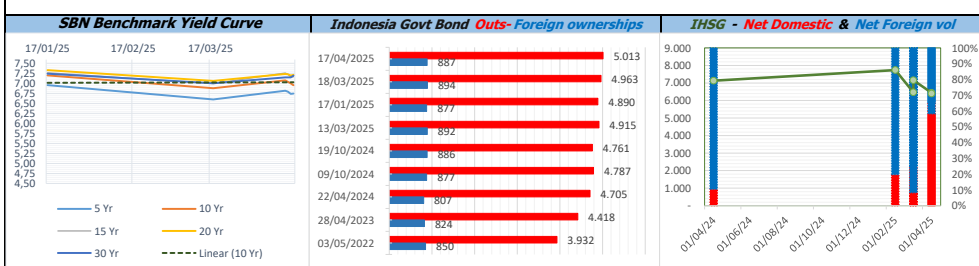
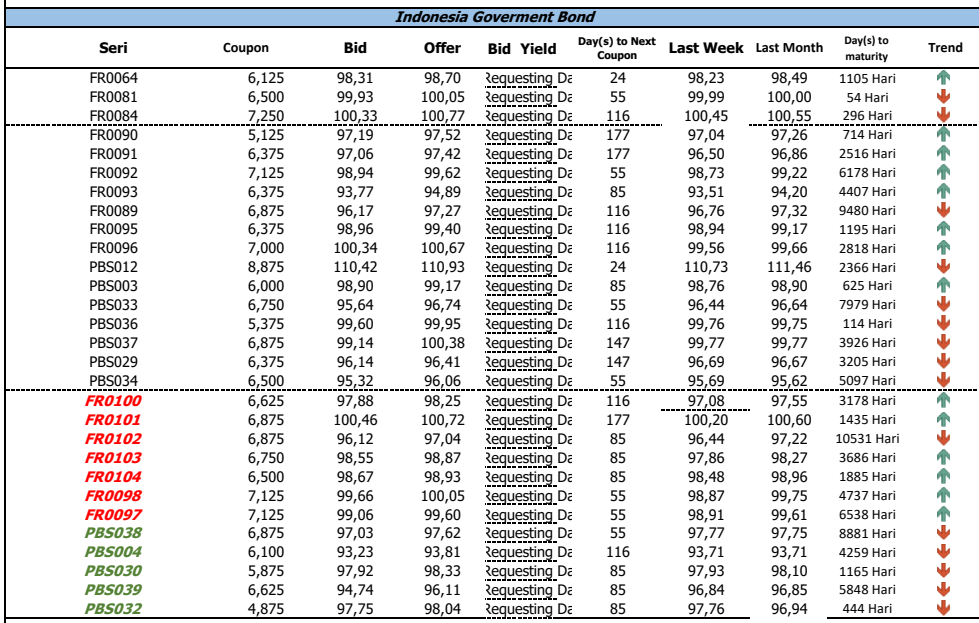
Thursday, 17 April 2025 09:02:23

Global Market				Policy rates				
Indicator	price yesterday	TOD price	% chg.	Indicator	Date	Last	Prev.	Trend
USD/IDR Today	16815	16825	0,06%	BI-7 DS RR		5,75	6,25	↓
SGD/IDR Spot	12782	12808	0,20%	BI - Depfac	19/03/2025	5,25	5,50	↓
MYR/IDR Spot	3810	3809	-0,03%	BI - LF		6,75	7,00	↓
SAR/IDR Spot	4487	4486	-0,02%	US Fed's Current Range		4,50	5,50	↓
US - Dow Jones Industrial Average	40369	39669	-1,76%	LPS IDR		4,25	4,25	→
Tokyo - Nikkei 225	33920	34162	0,71%	LPS USD	01/02/2024	2,25	2,25	→
Hong Kong - Hang Seng Index	21057	21235	0,84%	LPS BPR		6,75	6,75	→
Singapore - Srait Time Index STI	3662	3684	0,60%					
Indonesia - IHSG	6400	6417	0,26%					

Indonesia Economic Data (in US\$ Billion, or percentage)				Foreign currency (US\$) and Money Market (Rp.)					
Indicator	Date	Last	Prev.	Trend	Tenor	Sett. Date	BID	OFFER	Gap.
GDP (Gross Domestic Bruto)	31/12/2024	5,02	4,95	↑	TOD	17/04/2025	16.820	16.830	10,00
CPI (YoY)	31/03/2025	1,03	-0,09	↑	TOM	18/04/2025	16.823	16.833	10,50
CPI Core (YoY)	31/03/2025	2,48	0	↑	SPOT	22/04/2025	16.823	16.833	10,50
CPI (MoM)	28/02/2025	1,65	-0,48	↓	NDF 1Mo.	22/05/2025	16.838	16.853	15,00
Trade Balance (USD Billion)	28/02/2025	\$ 3.117	\$ 3.492	↓	D-NDF 3Mo.	22/07/2025	16.888	16.907	19,00
Export Growth	28/02/2025	\$ 14,05	\$ 4,56	↑	1 Wk.	29/04/2025	16.825	16.836	10,31
Import Growth	28/02/2025	\$ 2,30	\$ -3,02	↑	2 Wk.	06/05/2025	16.828	16.842	13,50
Foreign Reserves	31/03/2025	\$ 157,09	\$ 154,51	↑	1 Mo.	22/05/2025	16.843	16.855	12,49
Balance of Payment	31/12/2024	\$ -1.145	\$ -2.008	↑	2 Mo.	23/06/2025	16.864	16.881	17,00
					3 Mo.	22/07/2025	16.884	16.898	14,50
					6 Mo.	22/10/2025	16.952	16.974	22,11
					1 Yr.	22/04/2026	17.114	17.160	46,43

Money Market Rates (ACT/360)									
RATE	O/N	1 Wk	2 Wk	1 Mo	2 Mo	3 Mo	6 Mo	9 Mo	1 Yr
INTERBANK (IDR)	5,67%	6,05%	6,15%	6,25%	#VALUE!	6,53%	no data	no data	no data
INTERBANK (USD)	4,38%	4,36%	4,38%	4,41%	4,49%	4,48%	4,39%	4,32%	4,28%
<b>INDONESIA</b>	<b>5,67%</b>								
SIBOR (SGD)	0,10%	0,14%	no data	0,17%	0,21%	0,25%	0,35%	0,47%	0,58%
LIBOR (USD)	5,06%	no data	no data	4,96%	no data	4,85%	4,68%	no data	6,04%
JIBOR (IDR)	5,67%	6,01%	no data	6,38%	no data	6,69%	6,78%	no data	6,97%

Indonesia Government Bond									
Seri	Coupon	Bid	Offer	Bid Yield	Day(s) to Next Coupon	Last Week	Last Month	Day(s) to maturity	Trend
FR0064	6,125	98,31	98,70	requesting De	24	98,23	98,49	1105 Hari	↑
FR0081	6,500	99,93	100,05	requesting De	55	99,99	100,00	54 Hari	↓
FR0084	7,250	100,33	100,77	requesting De	116	100,45	100,55	296 Hari	↓
FR0090	5,125	97,19	97,52	requesting De	177	97,04	97,26	714 Hari	↑
FR0091	6,375	97,06	97,42	requesting De	177	96,50	96,86	2516 Hari	↑
FR0092	7,125	98,94	99,62	requesting De	55	98,73	99,22	6178 Hari	↑
FR0093	6,375	93,77	94,89	requesting De	85	93,51	94,20	4407 Hari	↓
FR0089	6,875	96,17	97,27	requesting De	116	96,76	97,32	9480 Hari	↓
FR0095	6,375	98,96	99,40	requesting De	116	98,94	99,17	1195 Hari	↑
FR0096	7,000	100,34	100,67	requesting De	116	99,56	99,66	2818 Hari	↑
PBS012	8,875	110,42	110,93	requesting De	24	110,73	111,46	2366 Hari	↓
PBS003	6,000	98,90	99,17	requesting De	85	98,76	98,90	625 Hari	↑
PBS033	6,750	95,64	96,74	requesting De	55	96,44	96,64	7979 Hari	↓
PBS036	5,375	99,60	99,95	requesting De	116	99,76	99,75	114 Hari	↓
PBS037	6,875	99,14	100,38	requesting De	147	99,77	99,77	3926 Hari	↓
PBS029	6,375	96,14	96,41	requesting De	147	96,69	96,67	3205 Hari	↓
PBS034	6,500	95,32	96,06	requesting De	55	95,69	95,62	5097 Hari	↓
FR0100	6,625	97,88	98,25	requesting De	116	97,08	97,55	3178 Hari	↑
FR0101	6,875	100,46	100,72	requesting De	177	100,20	100,60	1435 Hari	↓
FR0102	6,875	96,12	97,04	requesting De	85	96,44	97,22	10531 Hari	↓
FR0103	6,750	98,55	98,87	requesting De	85	97,86	98,27	3686 Hari	↑
FR0104	6,500	98,67	98,93	requesting De	85	98,48	98,96	1885 Hari	↑
FR0098	7,125	99,66	100,05	requesting De	55	98,87	99,75	4737 Hari	↑
FR0097	7,125	99,06	99,60	requesting De	55	98,91	99,61	6538 Hari	↓
PBS038	6,875	97,03	97,62	requesting De	55	97,77	97,75	8881 Hari	↓
PBS004	6,100	93,23	93,81	requesting De	116	93,71	93,71	4259 Hari	↓
PBS030	5,875	97,92	98,33	requesting De	85	97,93	98,10	1165 Hari	↓
PBS039	6,625	94,74	96,11	requesting De	85	96,84	96,85	5848 Hari	↓
PBS032	4,875	97,75	98,04	requesting De	85	97,76	96,94	444 Hari	↓



Tim Riset:  
 Ryan Eka Putra - Dealer FI - Ext.7952 - ryan.ekaputra@banksumselbabel.com  
 Disclaimer/ Pernyataan bebas tanggung jawab: Semua data dalam lembaran ini hanya dipergunakan sebagai informasi. Kinerja masa lalu bukan merupakan indikasi kinerja masa depan atau perkiraan performa atas suatu instrumen. Informasi yang dimuat dalam lembaran ini diperoleh dari sumber yang dapat dipercaya, namun BPD Sumsel Babel tidak menjamin kelengkapan atau akurasi. Data, opini dan perkiraan yang diungkapkan dapat berubah tanpa pemberitahuan dan BPD Sumsel Babel tegas menolai setiap dan semua tanggung jawab atas pernyataan dan jaminan, tersurat maupun tersirat, yang tercantum di sini, atau yang tidak dicantumkan.