

Fixed Income Daily Report

Monday, 21 April 2025 09:03:44

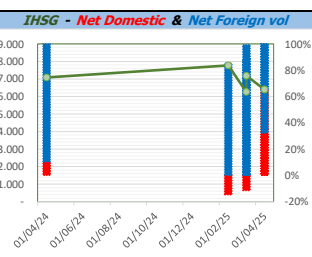
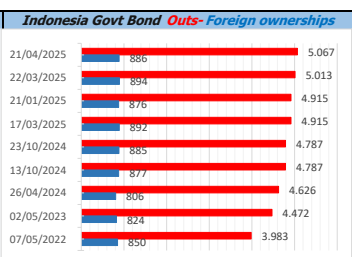
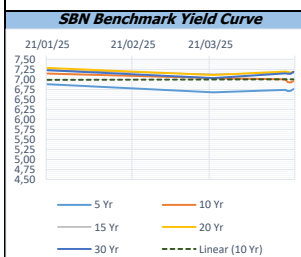
Global Market				Policy rates				
Indicator	price yesterday	TOD price	% chg.	Indicator	Date	Last	Prev.	Trend
USD/IDR Today	16825	16825	0,00%	BI-7 DS RR		5,75	6,25	↓
SGD/IDR Spot	12808	12823	0,12%	BI - Depfac	19/03/2025	5,25	5,50	↓
MYR/IDR Spot	3809	3816	0,17%	BI - LF		6,75	7,00	↓
SAR/IDR Spot	4498	4498	0,00%	US Fed's Current Range		4,50	5,50	↓
US - Dow Jones Industrial Average	39669	39142	-1,35%	LPS IDR		4,25	4,25	→
Tokyo - Nikkei 225	34730	34427	-0,88%	LPS USD	01/02/2024	2,25	2,25	→
Hong Kong - Hang Seng Index	21057	21395	1,58%	LPS BPR		6,75	6,75	→
Singapore - Srait Time Index STI	3720	3757	0,96%					
Indonesia - IHSG	6400	6438	0,59%					
WTI Crude Oil Future/ barrel (Aug. 2024)	68,26	68,26	0,00%					
Gold Spot \$/Oz	3376,83	3377,54	0,02%					
Ice Newcastle Coal/ metric ton	94,25	95,05	0,84%					
Malaysia CPO Contract (MYR/Metric ton)	4117,00	4117,00	0,00%					

Indonesia Economic Data (in US\$ Billion, or percentage)					
Indicator	Date	Last	Prev.	Trend	
GDP (Gross Domestic Bruto)	31/12/2024	5,02	4,95	↑	
CPI (YoY)	31/03/2025	1,03	-0,09	↑	
CPI Core (YoY)	31/03/2025	2,48	0	↑	
CPI (MoM)	28/02/2025	1,65	-0,48	↓	
Trade Balance (USD Billion)	28/02/2025	\$ 3.117	\$ 3.492	↓	
Export Growth	28/02/2025	\$ 14,05	\$ 4,56	↑	
Import Growth	28/02/2025	\$ 2,30	\$ -3,02	↑	
Foreign Reserves	31/03/2025	\$ 157,09	\$ 154,51	↑	
Balance of Payment	31/12/2024	\$ -1.145	\$ -2.008	↑	

Foreign currency (US\$) and Money Market (Rp.)					
Tenor	Sett. Date	BID	OFFER	Gap.	
TOD	21/04/2025	16.825	16.825	0,00	
TOM	22/04/2025	16.826	16.826	0,20	
SPOT	23/04/2025	16.826	16.826	0,20	
NDF 1Mo.	23/05/2025	16.845	16.861	16,00	
D-NDF 3Mo.	23/07/2025	16.895	16.911	16,00	
1 Wk.	30/04/2025	16.830	16.830	0,00	
2 Wk.	07/05/2025	16.836	16.836	0,00	
1 Mo.	23/05/2025	16.848	16.849	1,00	
2 Mo.	23/06/2025	16.868	16.872	4,00	
3 Mo.	23/07/2025	16.890	16.895	5,00	
6 Mo.	23/10/2025	16.965	16.972	6,84	
1 Yr.	23/04/2026	17.135	17.135	0,00	

Money Market Rates (ACT/360)									
RATE	O/N	1 Wk	2 Wk	1 Mo	2 Mo	3 Mo	6 Mo	9 Mo	1 Yr
INTERBANK (IDR)	5,62%	6,03%	6,15%	6,25%	#VALUE!	6,75%	no data	no data	no data
INTERBANK (USD)	4,39%	4,38%	4,40%	4,39%	4,52%	4,51%	4,40%	4,29%	4,24%
INDONESIA	5,62%								
SIBOR (SGD)	0,10%	0,14%	no data	0,17%	0,21%	0,25%	0,35%	0,47%	0,58%
LIBOR (USD)	5,06%	no data	no data	4,96%	no data	4,85%	4,68%	no data	6,04%
JIBOR (IDR)	5,62%	6,01%	no data	6,38%	no data	6,69%	6,78%	no data	6,97%

Indonesia Government Bond									
Seri	Coupon	Bid	Offer	Bid Yield	Day(s) to Next Coupon	Last Week	Last Month	Day(s) to maturity	Trend
FR0064	6,125	98,37	98,77	6,722	23	98,54	98,49	1104 Hari	↓
FR0081	6,500	99,93	100,06	6,777	54	99,99	100,00	53 Hari	↓
FR0084	7,250	100,38	100,87	6,772	115	100,57	100,55	295 Hari	↓
FR0090	5,125	97,23	97,60	6,639	176	97,43	97,26	713 Hari	↓
FR0091	6,375	97,03	97,38	6,921	176	97,22	96,86	2515 Hari	↓
FR0092	7,125	99,12	99,80	7,208	54	99,55	99,22	6177 Hari	↓
FR0093	6,375	94,06	95,09	7,127	84	94,39	94,20	4406 Hari	↓
FR0089	6,875	96,15	97,18	7,203	115	96,68	97,32	9479 Hari	↓
FR0095	6,375	99,00	99,44	6,715	115	99,20	99,17	1194 Hari	↓
FR0096	7,000	100,22	100,61	6,956	115	100,42	99,66	2817 Hari	↓
PBS012	8,875	110,41	110,93	6,876	23	110,67	111,46	2365 Hari	↓
PBS003	6,000	98,94	99,21	6,651	84	99,07	98,90	624 Hari	↓
PBS033	6,750	95,73	96,74	7,136	54	96,23	96,64	7978 Hari	↓
PBS036	5,375	99,60	99,95	6,595	115	99,78	99,75	113 Hari	↓
PBS037	6,875	99,15	100,39	6,987	146	99,77	99,77	3925 Hari	↓
PBS029	6,375	96,12	96,39	6,966	146	96,25	96,67	3204 Hari	↓
PBS034	6,500	95,31	96,07	7,027	54	95,69	95,62	5096 Hari	↓
FR0100	6,625	97,78	98,29	6,963	115	98,06	97,55	3177 Hari	↓
FR0101	6,875	100,32	100,70	6,778	176	100,56	100,60	1434 Hari	↓
FR0102	6,875	96,21	97,05	7,188	84	96,61	97,22	10530 Hari	↓
FR0103	6,750	98,58	98,80	6,945	84	98,70	98,27	3685 Hari	↓
FR0104	6,500	98,59	98,87	6,826	84	98,75	98,96	1884 Hari	↓
FR0098	7,125	99,69	100,09	7,160	54	99,90	99,75	4736 Hari	↓
FR0097	7,125	99,31	99,80	7,193	54	99,56	99,61	6537 Hari	↓
PBS038	6,875	96,89	97,47	7,144	54	97,18	97,75	8880 Hari	↓
PBS004	6,100	93,11	93,70	6,964	115	93,40	93,71	4258 Hari	↓
PBS030	5,875	97,92	98,32	6,598	84	98,12	98,10	1164 Hari	↓
PBS039	6,625	94,82	96,19	7,168	84	95,51	96,85	5847 Hari	↓
PBS032	4,875	97,78	98,03	6,776	84	97,90	96,94	443 Hari	↓



Tim Riset:
 Ryan Eka Putra - Dealer FI - Ext.7952 - ryan.ekaputra@banksumselbabel.com
 Disclaimer/ Pernyataan bebas tanggung jawab: Semua data dalam lembaran ini hanya dipergunakan sebagai informasi, Kinerja masa lalu bukan merupakan indikasi kinerja masa depan atau perkiraan performa atas suatu instrumen. Informasi yang dimuat dalam lembaran ini diperoleh dari sumber yang dapat dipercaya, namun BPD Sumsel Babel tidak menjamin kelengkapan atau akurasi. Data, opini dan perkiraan yang diungkapkan dapat berubah tanpa pemberitahuan dan BPD Sumsel Babel tegas menolai setiap dan semua tanggung jawab atas pernyataan dan jaminan, termasuk maupun teroris, yang tercantum di sini, atau yang tidak dicantumkan.