

Fixed Income Daily Report

Wednesday, 30 April 2025 09:03:47

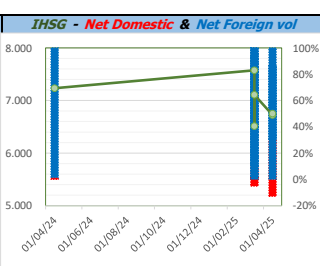
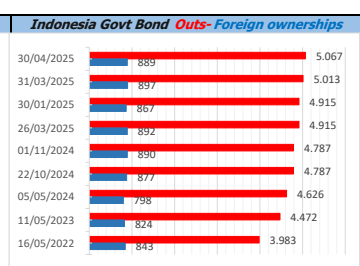
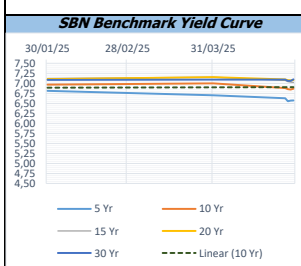
Global Market				Policy rates				
Indicator	price yesterday	TOD price	% chg.	Indicator	Date	Last	Prev.	Trend
USD/IDR Today	16855	16762	-0,55%	BI-7 DS RR		5,75	6,25	↓
SGD/IDR Spot	12823	12829	0,05%	BI - Depfac	23/04/2025	5,25	5,50	↓
MYR/IDR Spot	3862	3879	0,42%	BI - LF		6,75	7,00	↓
SAR/IDR Spot	4464	4456	-0,18%	US Fed's Current Range		4,50	5,50	↓
US - Dow Jones Industrial Average	40228	40528	0,74%	LPS IDR		4,25	4,25	→
Tokyo - Nikkei 225	35840	35842	0,01%	LPS USD	01/02/2024	2,25	2,25	→
Hong Kong - Hang Seng Index	22008	21941	-0,31%	LPS BPR		6,75	6,75	→
Singapore - Srait Time Index STI	3805	3813	0,21%					
Indonesia - IHSG	6749	6746	-0,05%					
WTI Crude Oil Future/ barrel (Aug. 2024)	68,26	68,26	0,00%					
Gold Spot \$/Oz	3310,24	3310,95	0,02%					
Ice Newcastle Coal/ metric ton	95,60	97,25	1,70%					
Malaysia CPO Contract (MYR/Metric ton)	3970,00	3970,00	0,00%					

Foreign currency (US\$) and Money Market (Rp.)				
Tenor	Sett. Date	BID	OFFER	Gap.
TOD	30/04/2025	16.710	16.715	5,00
TOM	01/05/2025	16.711	16.717	5,30
SPOT	05/05/2025	16.711	16.717	5,30
NDF 1Mo.	05/06/2025	16.722	16.733	11,00
D-NDF 3Mo.	05/08/2025	16.763	16.779	16,00
1 Wk.	14/05/2025	16.715	16.721	6,00
2 Wk.	19/05/2025	16.719	16.726	6,96
1 Mo.	05/06/2025	16.728	16.738	9,56
2 Mo.	07/07/2025	16.750	16.760	10,00
3 Mo.	05/08/2025	16.774	16.785	11,21
6 Mo.	05/11/2025	16.846	16.858	11,65
1 Yr.	05/05/2026	17.015	17.030	15,00

Indonesia Economic Data (in US\$ Billion, or percentage)				
Indicator	Date	Last	Prev.	Trend
GDP (Gross Domestic Bruto)	31/12/2024	5,02	4,95	↑
CPI (YoY)	31/03/2025	1,03	-0,09	↑
CPI Core (YoY)	31/03/2025	2,48	0	↑
CPI (MoM)	28/02/2025	1,65	-0,48	↑
Trade Balance (USD Billion)	31/03/2025	\$ 4.329	\$ 3.095	↑
Export Growth	31/03/2025	\$ 3,16	\$ 13,86	↓
Import Growth	31/03/2025	\$ 5,34	\$ 2,22	↑
Foreign Reserves	31/03/2025	\$ 157,09	\$ 154,51	↑
Balance of Payment	31/12/2024	\$ -1.145	\$ -2.008	↑

Money Market Rates (ACT/360)									
RATE	O/N	1 Wk	2 Wk	1 Mo	2 Mo	3 Mo	6 Mo	9 Mo	1 Yr
INTERBANK (IDR)	5,82%	6,08%	6,22%	6,30%	#VALUE!	6,75%	no data	no data	no data
INTERBANK (USD)	4,38%	4,40%	4,40%	4,43%	4,42%	4,43%	4,36%	4,27%	4,17%
INDONESIA	5,82%								
SIBOR (SGD)	0,10%	0,14%	no data	0,17%	0,21%	0,25%	0,35%	0,47%	0,58%
LIBOR (USD)	5,06%	no data	no data	4,96%	no data	4,85%	4,68%	no data	6,04%
JIBOR (IDR)	5,82%	6,01%	no data	6,38%	no data	6,69%	6,78%	no data	6,97%

Indonesia Government Bond									
Seri	Coupon	Bid	Offer	Bid Yield	Day(s) to Next Coupon	Last Week	Last Month	Day(s) to maturity	Trend
FR0064	6,125	99,09	99,34	6,459	10	99,08	98,49	1091 Hari	↑
FR0081	6,500	99,94	100,06	6,858	41	100,00	100,00	40 Hari	↓
FR0084	7,250	100,59	100,92	6,459	102	100,70	100,55	282 Hari	↓
FR0090	5,125	97,47	97,77	6,524	163	97,62	97,26	700 Hari	↓
FR0091	6,375	97,97	98,25	6,745	163	97,93	96,86	2502 Hari	↑
FR0092	7,125	100,26	100,86	7,098	41	100,32	99,22	6164 Hari	↓
FR0093	6,375	94,69	95,52	7,028	71	94,88	94,20	4393 Hari	↓
FR0089	6,875	96,61	97,89	7,162	102	96,99	97,32	9467 Hari	↓
FR0095	6,375	99,56	99,94	6,523	102	99,61	99,17	1182 Hari	↓
FR0096	7,000	100,86	101,21	6,853	102	100,88	99,66	2804 Hari	↓
PBS012	8,875	110,70	111,22	6,818	10	110,60	111,46	2352 Hari	↑
PBS003	6,000	99,25	99,53	6,463	71	99,33	98,90	612 Hari	↓
PBS033	6,750	96,04	96,63	7,107	41	96,34	96,64	7965 Hari	↓
PBS036	5,375	99,67	100,02	6,462	102	99,84	99,75	101 Hari	↓
PBS037	6,875	99,30	100,59	6,967	133	99,96	99,77	3913 Hari	↓
PBS029	6,375	96,83	97,10	6,857	133	96,97	96,67	3192 Hari	↓
PBS034	6,500	95,50	96,27	7,006	41	95,90	95,62	5083 Hari	↓
FR0100	6,625	98,44	98,78	6,863	102	98,50	97,55	3164 Hari	↓
FR0101	6,875	101,06	101,27	6,566	163	101,11	100,60	1421 Hari	↓
FR0102	6,875	97,22	97,93	7,101	71	97,58	97,22	10517 Hari	↓
FR0103	6,750	98,98	99,19	6,889	71	98,84	98,27	3672 Hari	↑
FR0104	6,500	99,48	99,69	6,617	71	99,63	98,96	1871 Hari	↓
FR0098	7,125	100,85	101,46	7,023	41	100,69	99,75	4723 Hari	↑
FR0097	7,125	100,60	100,99	7,065	41	100,48	99,61	6524 Hari	↑
PBS038	6,875	97,46	98,04	7,094	41	97,48	97,75	8867 Hari	↓
PBS004	6,100	93,15	93,74	6,960	102	93,42	93,71	4245 Hari	↓
PBS030	5,875	98,10	98,50	6,537	71	98,27	98,10	1151 Hari	↓
PBS039	6,625	95,58	96,95	7,086	71	96,21	96,85	5834 Hari	↓
PBS032	4,875	98,07	98,31	6,557	71	98,20	96,94	430 Hari	↓



Tim Riset:
Ryan Eka Putra - Dealer FI - Ext.7952 - ryan.ekaputra@banksumselbabel.com

Disclaimer/ Pernyataan bebas tanggung jawab: Semua data dalam lembaran ini hanya dipergunakan sebagai informasi. Kinerja masa lalu bukan merupakan indikasi kinerja masa depan atau perkiraan performa atas suatu instrumen. Informasi yang dimuat dalam lembaran ini diperoleh dari sumber yang dapat dipercaya, namun BPD Sumsel Babel tidak menjamin kelengkapan atau akurasi. Data, opini dan perkiraan yang diungkapkan dapat berubah tanpa pemberitahuan dan BPD Sumsel Babel tegas menolai setiap dan semua tanggung jawab atas pernyataan dan jaminan, tersurat maupun tersirat, yang tercantum di sini, atau yang tidak dicantumkan.