BANK SUMSELBABEL

Fixed Income Daily Report

Monday, 21 July 2025 09:00:38

Global Market

Indicator	price yesterday	TOD price	% chg.
USD/IDR Today	16290	16314	0,15%
SGD/IDR Spot	12684	12678	-0,05%
MYR/IDR Spot	3837	3842	0,15%
SAR/IDR Spot	4345	4345	0,00%
US - Dow Jones Industrial Average	44484	44342	-0,32%
Tokyo - Nikkei 225	39901	39819	-0,21%
Hong Kong - Hang Seng Index	24826	24952	0,51%
Singapore - Srait Time Index STI	4190	4221	0,75%
Indonesia - IHSG	7312	7371	0,80%
WTI Crude Oil Future/ barrel (Aug. 2024)	62,56	62,56	0,00%
Gold Spot $/Oz	3355,42	3355,99	0,02%
Ice Newcastle Coal/ metric ton	110,50	110,40	-0,09%
Malaysia CPO Contract (MYR/Metric ton)	4109,00	4109,00	0,00%

Policy rates

Indicator	Date	Last	Prev.	Trend
BI-7 DS RR		5,25	6,25	↓
BI - Depfac	16/07/2025	5,25	5,50	↓
BI - LF		6,75	7,00	↓
US Fed's Current Range		4,50	5,50	↓
LPS IDR		4,25	4,25	→
LPS USD	01/02/2024	2,25	2,25	→
LPS BPR		6,75	6,75	→

Foreign currency (US$) and Money Market (Rp.)

Tenor	Sett. Date	BID	OFFER	Gap.
TOD	21/07/2025	16.288	16.293	5,00
TOM	22/07/2025	16.289	16.294	5,10
SPOT	23/07/2025	16.289	16.294	5,10
NDF 1Mo.	25/08/2025	16.331	16.342	11,00
D-NDF 3Mo.	23/10/2025	16.363	16.376	13,00
1 Wk.	30/07/2025	16.292	16.297	5,50
2 Wk.	06/08/2025	16.295	16.301	6,02
1 Mo.	25/08/2025	16.303	16.310	7,00
2 Mo.	23/09/2025	16.314	16.325	11,00
3 Mo.	23/10/2025	16.328	16.337	8,89
6 Mo.	23/01/2026	16.366	16.377	11,00
1 Yr.	23/07/2026	16.476	16.487	10,67

Indonesia Economic Data (in US$ Billion, or percentage)

Indicator	Date	Last	Prev.	Trend
GDP (Gross Domestic Bruto)	31/03/2025	4,87	5,02	↓
CPI (YoY)	30/06/2025	1,87	1,6	↑
CPI Core (YoY)	30/06/2025	2,37	-1,25	↑
CPI (MoM)	31/05/2025	0,19	-0,37	↑
Trade Balance (USD Billion)	31/05/2025	$ 4.300	$ 159	↑
Export Growth	31/05/2025	$ 9,68	$ 5,33	↑
Import Growth	31/05/2025	$ 4,71	$ 21,84	↓
Foreign Reserves	30/06/2025	$ 152,57	$ 152,49	↑
Balance of Payment	31/03/2025	$ -177	$ -1.127	↑

Money Market Rates (ACT/360)

RATE	O/N	1 Wk	2 Wk	1 Mo	2 Mo	3 Mo	6 Mo	9 Mo	1 Yr
INTERBANK (IDR)	4,83%	5,51%	5,61%	5,90%	#VALUE!	5,94%	no data	no data	no data
INTERBANK (USD)	4,41%	4,37%	4,40%	4,38%	4,43%	4,47%	4,46%	4,43%	4,35%
INDONIA	**4,83%**								
SIBOR (SGD)	0,10%	0,14%	no data	0,17%	0,21%	0,25%	0,35%	0,47%	0,58%
LIBOR (USD)	5,06%	no data	no data	4,96%	no data	4,85%	4,68%	no data	6,04%
JIBOR (IDR)	4,83%	5,51%	no data	5,89%	no data	6,18%	6,28%	no data	6,47%

Indonesia Goverment Bond

Seri	Coupon	Bid	Offer	Bid Yield	Day(s) to Next Coupon	Last Week	Last Month	Day(s) to maturity	Trend
FR0064	6,125	100,42	100,64	5,958	115	100,53	99,89	1013 Hari	↓
FR0084	7,250	100,62	100,91	6,108	23	100,77	100,78	204 Hari	↓
FR0090	5,125	98,88	99,02	5,810	84	98,93	98,58	622 Hari	↓
FR0091	6,375	100,06	100,29	6,362	84	100,10	99,34	2424 Hari	↓
FR0092	7,125	101,87	102,32	6,935	145	102,09	101,35	6086 Hari	↓
FR0093	6,375	96,98	97,85	6,746	176	97,41	96,45	4315 Hari	↓
FR0089	6,875	98,65	99,39	6,987	23	99,02	98,83	9389 Hari	↓
FR0095	6,375	101,20	101,42	5,941	23	101,22	100,55	1104 Hari	↓
FR0096	7,000	103,18	103,30	6,460	23	103,16	102,46	2726 Hari	↑
PBS012	8,875	111,58	111,96	6,600	115	111,77	111,02	2274 Hari	↓
PBS003	6,000	100,22	100,49	5,843	176	100,36	99,94	534 Hari	↓
PBS033	6,750	98,31	99,19	6,900	145	98,75	98,10	7887 Hari	↓
PBS036	5,375	99,91	100,26	6,523	23	100,09	100,02	23 Hari	↓
PBS037	6,875	100,54	101,04	6,801	54	100,79	100,42	3835 Hari	↓
PBS029	6,375	98,45	98,72	6,612	54	98,58	98,04	3114 Hari	↓
PBS034	6,500	96,90	97,50	6,848	145	97,20	97,14	5005 Hari	↓
FR0100	6,625	100,66	100,83	6,522	23	100,75	100,03	3086 Hari	↓
FR0101	6,875	102,73	102,88	6,044	84	102,75	102,21	1343 Hari	↓
FR0102	6,875	98,65	98,74	6,984	176	98,61	98,63	10439 Hari	↑
FR0103	6,750	101,59	101,76	6,531	176	101,64	100,97	3594 Hari	↓
FR0104	6,500	101,63	101,78	6,114	176	101,65	100,88	1793 Hari	↓
FR0105	6,875	97,97	98,39	7,028	176	98,18	98,19	14042 Hari	↓
FR0106	7,125	102,36	102,62	6,870	23	102,49	101,64	5427 Hari	↓
FR0107	7,125	101,51	101,77	6,983	23	101,64	101,26	7228 Hari	↓
FR0098	7,125	103,38	103,62	6,728	145	103,50	102,28	4645 Hari	↓
FR0097	7,125	101,97	102,39	6,930	145	102,18	101,34	6446 Hari	↓
PBS038	6,875	99,30	99,88	6,934	145	99,59	99,27	8789 Hari	↓
PBS004	6,100	94,08	94,63	6,849	23	94,35	94,24	4167 Hari	↓
PBS030	5,875	99,40	99,63	6,098	176	99,52	98,96	1073 Hari	↓
PBS039	6,625	96,90	97,98	6,949	176	97,44	97,34	5756 Hari	↓
PBS032	4,875	99,11	99,22	5,818	176	99,17	96,94	352 Hari	↓

SBN Benchmark Yield Curve

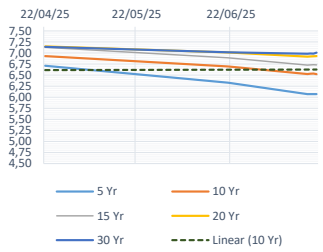

Indonesia Govt Bond Outs- Foreign ownerships

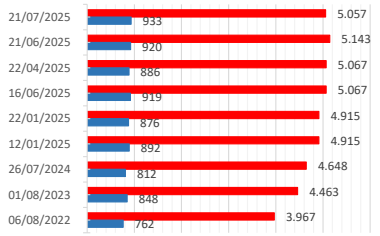

IHSG - Net Domestic & Net Foreign vol

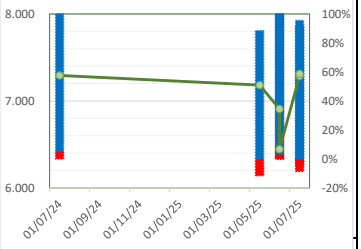

Tim Riset:

Ryan Eka Putra - Dealer FI - Ext.7952 - ryan.ekaputra@banksumselbabel.com

Disclaimer/ Pernyataan bebas tanggung Jawab: Semua data dalam lembaran ini hanya dipergunakan sebagai informasi, Kinerja masa lalu bukan merupakan indikasi kinerja masa depan atau perkiraan performa atas suatu instrumen. Informasi yang dimuat dalam lembar ini diperoleh dari sumber yang dapat dipercaya, namun BPD Sumsel Babel tidak menjamin kelengkapan atau akurasi. Data, opini dan perkiraan yang diungkapkan dapat berubah tanpa pemberitahuan dan BPD Sumsel Babel tegas menolak setiap dan semua tanggung jawab atas pernyataan dan jaminan, tersurat maupun tersirat, yang tercantum di sini, atau yang tidak dicantumkan.