BANK SUMSELBABEL

Fixed Income Daily Report

Friday, 02 January 2026 09:00:22

Global Market

Indicator	price yesterday	TOD price	% chg.
USD/IDR Today	16769	16690	-0,47%
SGD/IDR Spot	13058	12982	-0,59%
MYR/IDR Spot	4141	4112	-0,70%
SAR/IDR Spot	4448	4449	0,02%
US - Dow Jones Industrial Average	48367	48063	-0,63%
Tokyo - Nikkei 225	50527	50339	-0,37%
Hong Kong - Hang Seng Index	25631	25926	1,14%
Singapore - Srait Time Index STI	4646	4654	0,16%
Indonesia - IHSG	8647	8689	0,48%
WTI Crude Oil Future/ barrel (Jul. 2025)	59,14	59,14	0,00%
Gold Spot $/Oz	4347,58	4348,70	0,03%
Ice Newcastle Coal/ metric ton	106,65	107,50	0,79%
Malaysia CPO Contract (MYR/Metric ton)	4000,00	4000,00	0,00%

Policy rates

Indicator	Date	Last	Prev.	Trend
BI-7 DS RR		4,75	5,50	↓
BI - Depfac	17/12/2025	4,50	4,75	↓
BI - LF		6,00	6,25	↓
US Fed's Current Range		3,75	5,50	↓
LPS IDR		4,00	4,25	↓
LPS USD	30/06/2025	2,25	2,25	→
LPS BPR		6,50	6,75	↓

Indonesia Economic Data (in US$ Billion, or percentage)

Indicator	Date	Last	Prev.	Trend
GDP (Gross Domestic Bruto)	30/09/2025	5,04	5,12	↓
CPI (YoY)	30/11/2025	2,72	2,86	↓
CPI Core (YoY)	30/11/2025	2,36	0	↑
CPI (MoM)	31/10/2025	0,17	0,28	↓
Trade Balance (USD Billion)	31/10/2025	$ 2.393	$ 4.344	↓
Export Growth	31/10/2025	$ -2,31	$ 11,41	↓
Import Growth	31/10/2025	$ -1,15	$ 7,17	↓
Foreign Reserves	30/11/2025	$ 150,06	$ 149,93	↑
Balance of Payment	30/09/2025	$ 4.047	$ -2.748	↑

Foreign currency (US$) and Money Market (Rp.)

Tenor	Sett. Date	BID	OFFER	Gap.
TOD	02/01/2026	16.675	16.675	0,00
TOM	03/01/2026	16.675	16.675	0,05
SPOT	06/01/2026	16.675	16.675	0,05
NDF 1Mo.	06/02/2026	16.700	16.710	10,00
D-NDF 3Mo.	06/04/2026	16.732	16.746	14,00
1 Wk.	13/01/2026	16.676	16.676	0,65
2 Wk.	20/01/2026	16.677	16.678	1,00
1 Mo.	06/02/2026	16.680	16.681	1,50
2 Mo.	06/03/2026	16.684	16.687	3,07
3 Mo.	06/04/2026	16.692	16.700	8,00
6 Mo.	06/07/2026	16.711	16.722	10,50
1 Yr.	06/01/2027	16.785	16.799	14,00

Money Market Rates (ACT/360)

RATE	O/N	1 Wk	2 Wk	1 Mo	2 Mo	3 Mo	6 Mo	9 Mo	1 Yr
INTERBANK (IDR)	4,13%	4,73%	4,77%	4,95%	#VALUE!	5,20%	no data	no data	no data
INTERBANK (USD)	3,64%	3,67%	3,69%	3,73%	3,79%	3,81%	3,81%	3,77%	3,77%
INDONIA	**4,13%**								
SIBOR (SGD)	0,10%	0,14%	no data	0,17%	0,21%	0,25%	0,35%	0,47%	0,58%
LIBOR (USD)	5,06%	no data	no data	4,96%	no data	4,85%	4,68%	no data	6,04%
JIBOR (IDR)	4,13%	4,81%	no data	5,03%	no data	5,46%	5,59%	no data	5,71%

Indonesia Goverment Bond

Seri	Coupon	Bid	Offer	Bid Yield	Day(s) to Next Coupon	Last Week	Last Month	Day(s) to maturity	Trend
FR0064	6,125	102,16	102,40	Requesting Da	129	101,87	102,21	848 Hari	↑
FR0084	7,250	100,29	100,56	Requesting Da	40	100,48	100,42	39 Hari	↓
FR0090	5,125	100,19	100,44	Requesting Da	99	100,24	100,30	458 Hari	↓
FR0091	6,375	102,38	102,64	Requesting Da	99	102,32	102,53	2260 Hari	↑
FR0092	7,125	106,07	106,67	Requesting Da	160	105,92	106,37	5922 Hari	↑
FR0093	6,375	100,93	101,75	Requesting Da	9	101,20	101,42	4150 Hari	↓
FR0089	6,875	101,89	102,51	Requesting Da	40	101,75	102,17	9224 Hari	↑
FR0095	6,375	102,86	103,11	Requesting Da	40	102,78	102,93	939 Hari	↑
FR0096	7,000	105,28	105,53	Requesting Da	40	105,36	105,47	2561 Hari	↓
FR0100	6,625	103,57	103,92	Requesting Da	40	102,49	103,61	2921 Hari	↑
FR0101	6,875	104,70	104,92	Requesting Da	99	104,28	104,75	1179 Hari	↑
FR0102	6,875	102,12	102,66	Requesting Da	9	101,52	102,46	10274 Hari	↑
FR0103	6,750	104,96	105,24	Requesting Da	9	104,46	105,03	3429 Hari	↑
FR0104	6,500	103,78	104,05	Requesting Da	9	103,64	103,90	1628 Hari	↑
FR0105	6,875	101,59	101,87	Requesting Da	9	101,67	101,80	13877 Hari	↓
FR0106	7,125	107,07	107,54	Requesting Da	40	106,48	107,28	5262 Hari	↑
FR0107	7,125	106,90	107,37	Requesting Da	40	106,46	107,03	7063 Hari	↑
FR0108	6,500	103,11	103,47	Requesting Da	99	102,78	103,15	3701 Hari	↑
FR0098	7,125	106,69	107,08	Requesting Da	160	106,63	106,88	4481 Hari	↑
FR0097	7,125	106,14	106,55	Requesting Da	160	105,69	106,38	6282 Hari	↑
PBS012	8,875	114,42	115,01	Requesting Da	129	114,74	114,71	2110 Hari	↓
PBS003	6,000	101,21	101,35	Requesting Da	9	101,12	101,19	369 Hari	↑
PBS033	6,750	101,59	102,08	Requesting Da	160	101,89	101,83	7723 Hari	↓
PBS037	6,875	104,89	105,61	Requesting Da	68	105,24	105,25	3670 Hari	↓
PBS029	6,375	102,38	102,54	Requesting Da	68	102,48	102,46	2949 Hari	↓
PBS034	6,500	101,36	101,57	Requesting Da	160	101,47	101,47	4841 Hari	↓
PBS038	6,875	102,23	102,71	Requesting Da	160	102,52	102,52	8624 Hari	↓
PBS004	6,100	99,46	100,04	Requesting Da	40	99,79	99,87	4002 Hari	↓
PBS030	5,875	101,81	102,08	Requesting Da	9	101,66	101,94	908 Hari	↑
PBS039	6,625	101,00	101,60	Requesting Da	9	101,24	101,30	5591 Hari	↓
PBS032	4,875	99,96	100,14	Requesting Da	9	100,02	96,94	187 Hari	↓

SBN Benchmark Yield Curve

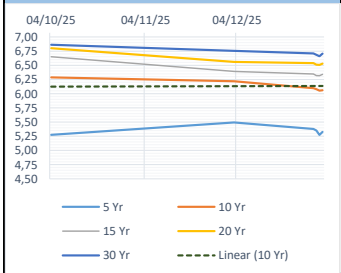

Indonesia Govt Bond Outs- Foreign ownerships

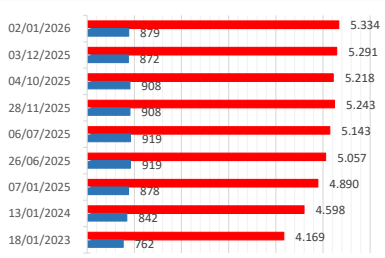

IHSG - Net Domestic & Net Foreign vol

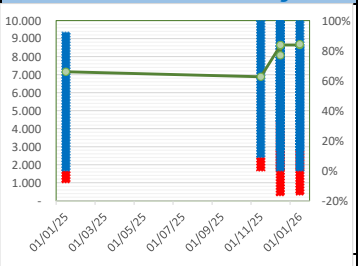

Tim Riset:

Ryan Eka Putra - Dealer FI - Ext.7952 - ryan.ekaputra@banksumselbabel.com

Disclaimer/ Pernyataan bebas tanggung Jawab: Semua data dalam lembaran ini hanya dipergunakan sebagai informasi, Kinerja masa lalu bukan merupakan indikasi kinerja masa depan atau perkiraan performa atas suatu instrumen. Informasi yang dimuat dalam lembar ini diperoleh dari sumber yang dapat dipercaya, namun BPD Sumsel Babel tidak menjamin kelengkapan atau akurasi. Data, opini dan perkiraan yang diungkapkan dapat berubah tanpa pemberitahuan dan BPD Sumsel Babel tegas menolak setiap dan semua tanggung jawab atas pernyataan dan jaminan, tersurat maupun tersirat, yang tercantum di sini, atau yang tidak dicantumkan.