

Fixed Income Daily Report

Thursday, 23 April 2026 09:04:09

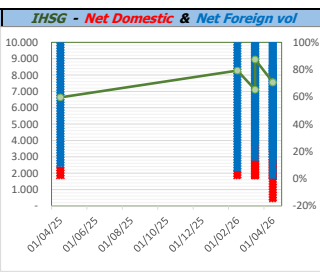

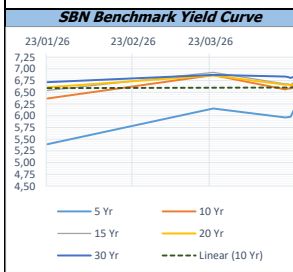
Global Market				Policy rates				
Indicator	price yesterday	TOD price	% chg.	Indicator	Date	Last	Prev.	Trend
USD/IDR Today	17175	17251	0,44%	BI-7 DS RR		4,75	5,00	↓
SGD/IDR Spot	13497	13511	0,11%	BI - Depfac	22/04/2026	3,75	4,00	↓
MYR/IDR Spot	4345	4360	0,34%	BI - LF		5,50	5,75	↓
SAR/IDR Spot	4585	4599	0,30%	US Fed's Current Range		3,75	4,00	↓
US - Dow Jones Industrial Average	49149	49490	0,69%	LPS IDR		3,50	3,75	↓
Tokyo - Nikkei 225	59586	59331	-0,43%	LPS USD	30/06/2025	2,00	2,25	↓
Hong Kong - Hang Seng Index	26163	25897	-1,03%	LPS BPR		6,00	6,25	↓
Singapore - Srait Time Index STI	5003	4960	-0,86%					
Indonesia - IHSG	7542	7556	0,19%					
WTI Crude Oil Future/ barrel	98,32	98,32	0,00%					
Gold Spot \$/Oz	4721,59	4722,58	0,02%					
Ice Newcastle Coal/ metric ton	132,90	132,80	-0,08%					
Malaysia CPO Contract (MYR/Metric ton)	4359,00	4359,00	0,00%					

Indonesia Economic Data (in US\$ Billion, or percentage)				
Indicator	Date	Last	Prev.	Trend
GDP (Gross Domestic Bruto)	31/12/2025	5,39	5,04	↑
CPI (YoY)	31/03/2026	3,48	4,76	↓
CPI Core (YoY)	31/03/2026	2,52	-4,18	↓
CPI (MoM)	28/02/2026	0,41	0,68	↓
Trade Balance (USD Billion)	28/02/2026	\$ 1.280	\$ 954	↑
Export Growth	28/02/2026	\$ 1,01	\$ 3,39	↓
Import Growth	28/02/2026	\$ 10,85	\$ 18,21	↓
Foreign Reserves	31/03/2026	\$ 148,15	\$ 151,90	↓
Balance of Payment	31/12/2025	\$ -2.542	\$ 4.011	↓

Foreign currency (US\$) and Money Market (Rp.)				
Tenor	Sett. Date	BID	OFFER	Gap.
TOD	23/04/2026	17.210	17.260	50,00
TOM	24/04/2026	17.210	17.262	51,29
SPOT	27/04/2026	17.210	17.262	51,29
NDF 1Mo.	29/05/2026	17.269	17.273	4,00
D-NDF 3Mo.	27/07/2026	17.305	17.308	3,00
1 Wk.	04/05/2026	17.212	17.263	51,53
2 Wk.	11/05/2026	17.214	17.266	51,86
1 Mo.	29/05/2026	17.222	17.275	53,00
2 Mo.	29/06/2026	17.232	17.291	58,66
3 Mo.	27/07/2026	17.253	17.311	57,99
6 Mo.	27/10/2026	17.295	17.362	67,38
1 Yr.	27/04/2027	17.398	17.473	75,00

Money Market Rates (ACT/360)									
RATE	O/N	1 Wk	2 Wk	1 Mo	2 Mo	3 Mo	6 Mo	9 Mo	1 Yr
INTERBANK (IDR)	4,09%	4,81%	4,95%	5,18%	#VALUE!	5,40%	no data	no data	no data
INTERBANK (USD)	3,64%	3,65%	3,68%	3,72%	3,84%	3,92%	3,90%	3,99%	4,05%
INDONESIA	4,09%								
SIBOR (SGD)	0,10%	0,14%	no data	0,17%	0,21%	0,25%	0,35%	0,47%	0,58%
LIBOR (USD)	5,06%	no data	no data	4,96%	no data	4,85%	4,68%	no data	6,04%
JIBOR (IDR)	4,09%	4,81%	no data	5,03%	no data	5,46%	5,59%	no data	5,71%

Indonesia Government Bond									
Seri	Coupon	Bid	Offer	Bid Yield	Day(s) to Next Coupon	Last Week	Last Month	Day(s) to maturity	Trend
FR0064	6,125	100,33	100,67	5,949	18	100,54	99,78	739 Hari	↓
FR0090	5,125	99,47	99,81	5,686	171	99,66	99,32	348 Hari	↓
FR0091	6,375	99,72	100,17	6,432	171	100,20	98,38	2150 Hari	↓
FR0092	7,125	104,06	104,65	6,708	49	104,26	101,68	5812 Hari	↓
FR0093	6,375	97,73	98,80	6,664	79	98,24	96,07	4041 Hari	↓
FR0089	6,875	99,91	100,68	6,882	110	100,26	99,23	9114 Hari	↓
FR0095	6,375	100,83	101,20	5,979	110	101,03	100,33	829 Hari	↓
FR0096	7,000	102,52	102,98	6,534	110	102,79	101,01	2452 Hari	↓
FR0100	6,625	99,84	100,32	6,650	110	100,38	98,74	2812 Hari	↓
FR0101	6,875	102,02	102,44	6,123	171	102,46	101,32	1069 Hari	↓
FR0102	6,875	100,48	101,18	6,835	79	100,48	99,64	10165 Hari	↑
FR0103	6,750	100,51	100,89	6,673	79	100,84	99,41	3320 Hari	↓
FR0104	6,500	100,63	100,94	6,325	79	100,91	99,78	1519 Hari	↓
FR0105	6,875	100,30	101,03	6,852	79	100,61	100,69	13768 Hari	↓
FR0106	7,125	103,68	104,12	6,719	110	104,03	101,71	5152 Hari	↓
FR0107	7,125	105,11	105,60	6,650	110	105,02	102,57	6953 Hari	↑
FR0108	6,500	99,15	99,43	6,618	171	99,55	97,62	3591 Hari	↓
FR0098	7,125	103,53	103,99	6,694	49	103,67	101,76	4371 Hari	↓
FR0097	7,125	104,50	105,09	6,679	49	104,68	101,84	6172 Hari	↓
PBS012	8,875	112,41	112,78	6,199	18	112,53	112,58	2000 Hari	↓
PBS003	6,000	100,26	100,46	5,621	79	100,31	100,48	259 Hari	↓
PBS033	6,750	100,30	100,80	6,722	49	100,69	99,92	7613 Hari	↓
PBS037	6,875	101,99	103,32	6,597	141	102,59	102,22	3561 Hari	↓
PBS029	6,375	101,24	101,92	6,173	141	101,67	101,84	2840 Hari	↓
PBS034	6,500	99,47	100,01	6,560	49	99,90	99,03	4731 Hari	↓
PBS038	6,875	101,41	101,87	6,754	49	101,96	101,62	8515 Hari	↓
PBS004	6,100	96,96	97,22	6,495	110	95,74	95,69	3893 Hari	↑
PBS030	5,875	99,82	99,94	5,957	79	99,98	100,30	799 Hari	↓
PBS039	6,625	100,05	100,98	6,618	79	100,58	99,32	5482 Hari	↓
PBS032	4,875	99,89	99,97	5,300	79	99,93	96,94	78 Hari	↓



Tim Riset:
 Ryan Eka Putra - Dealer FI - Ext.7952 - ryan.ekaputra@banksumselbabel.com
 Disclaimer/ Pernyataan bebas tanggung jawab: Semua data dalam lembaran ini hanya dipergunakan sebagai informasi, kinerja masa lalu bukan merupakan indikasi kinerja masa depan atau perkiraan performa atau suatu instrumen. Informasi yang dimuat dalam lembaran ini diperoleh dari sumber yang dapat dipercaya, namun BPD Sumsel Babel tidak menjamin kelengkapan atau akurasi. Data, opini dan perkiraan yang diungkapkan dapat berubah tanpa pemberitahuan dan BPD Sumsel Babel tegas menolak setiap dan semua tanggung jawab atas pernyataan dan jaminan, tersurat maupun tersirat, yang tercantum di sini, atau yang tidak dicantumkan.