

Fixed Income Daily Report

Monday, 27 April 2026 09:01:22

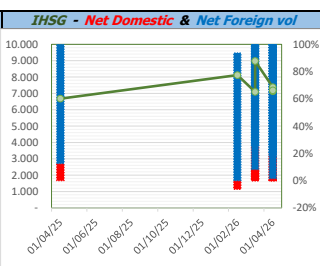
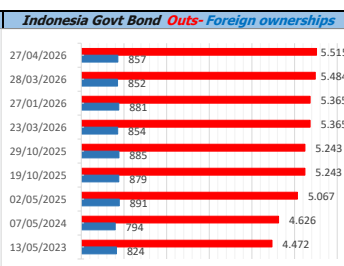
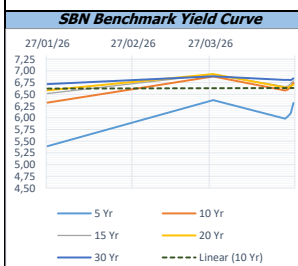
Global Market				Policy rates				
Indicator	price yesterday	TOD price	% chg.	Indicator	Date	Last	Prev.	Trend
USD/IDR Today	17205	17210	0,03%	BI-7 DS RR		4,75	5,00	↓
SGD/IDR Spot	13554	13462	-0,68%	BI - Depfac	22/04/2026	3,75	4,00	↓
MYR/IDR Spot	4344	4347	0,08%	BI - LF		5,50	5,75	↓
SAR/IDR Spot	4593	4590	-0,07%	US Fed's Current Range		3,75	4,00	↓
US - Dow Jones Industrial Average	49310	49231	-0,16%	LPS IDR		3,50	3,75	↓
Tokyo - Nikkei 225	59716	60481	1,26%	LPS USD	30/06/2025	2,00	2,25	↓
Hong Kong - Hang Seng Index	25978	26007	0,11%	LPS BPR		6,00	6,25	↓
Singapore - Srait Time Index STI	4923	4889	-0,70%					
Indonesia - IHSG	7129	7184	0,76%					
WTI Crude Oil Future/ barrel	98,32	98,32	0,00%					
Gold Spot \$/Oz	4704,88	4705,71	0,02%					
Ice Newcastle Coal/ metric ton	129,10	130,20	0,84%					
Malaysia CPO Contract (MYR/Metric ton)	4359,00	4359,00	0,00%					

Indonesia Economic Data (in US\$ Billion, or percentage)					
Indicator	Date	Last	Prev.	Trend	
GDP (Gross Domestic Bruto)	31/12/2025	5,39	5,04	↑	
CPI (YoY)	31/03/2026	3,48	4,76	↓	
CPI Core (YoY)	31/03/2026	2,52	-4,18	↓	
CPI (MoM)	28/02/2026	0,41	0,68	↓	
Trade Balance (USD Billion)	28/02/2026	\$ 1.280	\$ 954	↑	
Export Growth	28/02/2026	\$ 1,01	\$ 3,39	↓	
Import Growth	28/02/2026	\$ 10,85	\$ 18,21	↓	
Foreign Reserves	31/03/2026	\$ 148,15	\$ 151,90	↓	
Balance of Payment	31/12/2025	\$ -2.542	\$ 4.011	↓	

Foreign currency (US\$) and Money Market (Rp.)				
Tenor	Sett. Date	BID	OFFER	Gap.
TOD	27/04/2026	17.190	17.220	30,00
TOM	28/04/2026	17.190	17.220	30,39
SPOT	29/04/2026	17.190	17.220	30,39
NDF 1Mo.	29/05/2026	17.214	17.223	9,00
D-NDF 3Mo.	29/07/2026	17.252	17.263	11,00
1 Wk.	06/05/2026	17.192	17.223	30,92
2 Wk.	13/05/2026	17.195	17.227	32,25
1 Mo.	29/05/2026	17.201	17.238	36,30
2 Mo.	29/06/2026	17.223	17.265	42,00
3 Mo.	29/07/2026	17.246	17.285	39,34
6 Mo.	29/10/2026	17.308	17.349	40,57
1 Yr.	29/04/2027	17.420	17.470	50,00

Money Market Rates (ACT/360)									
RATE	O/N	1 Wk	2 Wk	1 Mo	2 Mo	3 Mo	6 Mo	9 Mo	1 Yr
INTERBANK (IDR)	4,23%	4,88%	5,13%	5,28%	#VALUE!	5,40%	no data	no data	no data
INTERBANK (USD)	3,65%	3,68%	3,70%	3,73%	3,87%	3,95%	3,98%	4,04%	4,04%
INDONESIA	4,23%								
SIBOR (SGD)	0,10%	0,14%	no data	0,17%	0,21%	0,25%	0,35%	0,47%	0,58%
LIBOR (USD)	5,06%	no data	no data	4,96%	no data	4,85%	4,68%	no data	6,04%
JIBOR (IDR)	4,23%	4,81%	no data	5,03%	no data	5,46%	5,59%	no data	5,71%

Indonesia Government Bond									
Seri	Coupon	Bid	Offer	Bid Yield	Day(s) to Next Coupon	Last Week	Last Month	Day(s) to maturity	Trend
FR0064	6,125	99,89	100,30	6,182	16	100,16	99,78	737 Hari	↓
FR0090	5,125	99,28	99,56	5,903	169	99,45	99,32	346 Hari	↓
FR0091	6,375	98,51	98,96	6,682	169	98,78	98,38	2148 Hari	↓
FR0092	7,125	103,81	104,39	6,733	47	104,10	101,68	5810 Hari	↓
FR0093	6,375	97,09	98,39	6,748	77	97,50	96,07	4039 Hari	↓
FR0089	6,875	100,06	100,56	6,868	108	100,27	99,23	9112 Hari	↓
FR0095	6,375	100,56	100,86	6,105	108	100,57	100,33	828 Hari	↓
FR0096	7,000	101,66	102,44	6,690	108	102,05	101,01	2450 Hari	↓
FR0100	6,625	99,17	99,89	6,761	108	99,57	98,74	2810 Hari	↓
FR0101	6,875	101,42	101,95	6,342	169	101,73	101,32	1067 Hari	↓
FR0102	6,875	100,40	100,99	6,842	77	100,78	99,64	10163 Hari	↓
FR0103	6,750	99,74	100,16	6,786	77	99,70	99,41	3318 Hari	↑
FR0104	6,500	99,63	100,15	6,598	77	99,92	99,78	1517 Hari	↓
FR0105	6,875	100,27	100,95	6,854	77	100,53	100,69	13766 Hari	↓
FR0106	7,125	102,90	103,49	6,803	108	103,24	101,71	5150 Hari	↓
FR0107	7,125	104,50	105,04	6,705	108	104,90	102,57	6951 Hari	↓
FR0108	6,500	97,99	98,30	6,781	169	98,14	97,62	3589 Hari	↓
FR0098	7,125	102,87	103,30	6,773	47	103,00	101,76	4369 Hari	↓
FR0097	7,125	104,13	104,53	6,715	47	104,42	101,84	6170 Hari	↓
PBS012	8,875	112,45	112,78	6,187	16	112,62	112,58	1998 Hari	↓
PBS003	6,000	100,23	100,44	5,659	77	100,33	100,48	257 Hari	↓
PBS033	6,750	100,18	100,77	6,733	47	100,48	99,92	7611 Hari	↓
PBS037	6,875	101,82	103,05	6,620	139	102,44	102,22	3559 Hari	↓
PBS029	6,375	101,37	101,96	6,152	139	101,67	101,84	2838 Hari	↓
PBS034	6,500	99,31	99,95	6,579	47	99,63	99,03	4729 Hari	↓
PBS038	6,875	101,58	101,82	6,739	47	101,70	101,62	8513 Hari	↓
PBS004	6,100	96,84	97,08	6,511	108	96,96	95,69	3891 Hari	↓
PBS030	5,875	99,50	99,85	6,116	77	99,71	100,30	797 Hari	↓
PBS039	6,625	99,75	100,68	6,650	77	100,26	99,32	5480 Hari	↓
PBS032	4,875	99,88	99,95	5,347	77	99,91	96,94	76 Hari	↓



Tim Riset: Ryan Eka Putra - Dealer FI - Ext. 7952 - ryan.ekaputra@banksumselbabel.com
 Disclaimer/ Pernyataan bebas tanggung jawab: Semua data dalam lembaran ini hanya dipergunakan sebagai informasi, kinerja masa lalu bukan merupakan indikasi kinerja masa depan atau perkiraan performa suatu instrumen. Informasi yang dimuat dalam lembaran ini diperoleh dari sumber yang dapat dipercaya, namun BPD Sumsel Babel tidak menjamin kelengkapan atau akurasi. Data, opini dan perkiraan yang diungkapkan dapat berubah tanpa pemberitahuan dan BPD Sumsel Babel tegas menolak setiap dan semua tanggung jawab atas pernyataan dan jaminan, tersurat maupun tersirat, yang tercantum di sini, atau yang tidak dicantumkan.