

### Fixed Income Daily Report

Wednesday, 29 April 2026 09:04:49

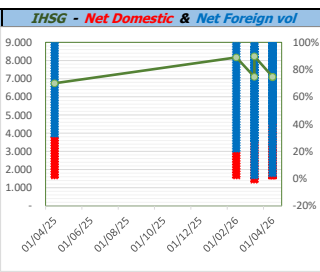
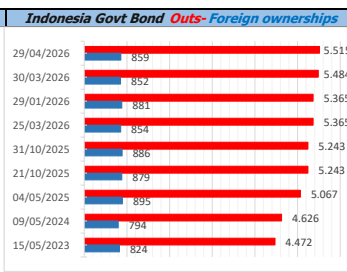
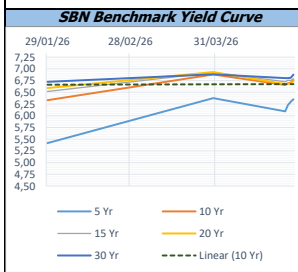
Global Market				Policy rates				
Indicator	price yesterday	TOD price	% chg.	Indicator	Date	Last	Prev.	Trend
USD/IDR Today	17225	17280	0,32%	BI-7 DS RR		4,75	5,00	↓
SGD/IDR Spot	13492	13539	0,34%	BI - Depfac	22/04/2026	3,75	4,00	↓
MYR/IDR Spot	4358	4373	0,34%	BI - LF		5,50	5,75	↓
SAR/IDR Spot	4597	4608	0,24%	US Fed's Current Range		3,75	4,00	↓
US - Dow Jones Industrial Average	49168	49142	-0,05%	LPS IDR		3,50	3,75	↓
Tokyo - Nikkei 225	60537	59917	-1,03%	LPS USD	30/06/2025	2,00	2,25	↓
Hong Kong - Hang Seng Index	25680	26003	1,24%	LPS BPR		6,00	6,25	↓
Singapore - Srait Time Index STI	4888	4871	-0,34%					
Indonesia - IHSG	7072	7100	0,39%					
WTI Crude Oil Future/ barrel	98,32	98,32	0,00%					
Gold Spot \$/Oz	4593,04	4594,15	0,02%					
Ice Newcastle Coal/ metric ton	132,25	131,25	-0,76%					
Malaysia CPO Contract (MYR/Metric ton)	4359,00	4359,00	0,00%					

Indonesia Economic Data (in US\$ Billion, or percentage)					
Indicator	Date	Last	Prev.	Trend	
GDP (Gross Domestic Bruto)	31/12/2025	5,39	5,04	↑	
CPI (YoY)	31/03/2026	3,48	4,76	↓	
CPI Core (YoY)	31/03/2026	2,52	-4,18	↓	
CPI (MoM)	28/02/2026	0,41	0,68	↓	
Trade Balance (USD Billion)	28/02/2026	\$ 1.280	\$ 954	↑	
Export Growth	28/02/2026	\$ 1,01	\$ 3,39	↓	
Import Growth	28/02/2026	\$ 10,85	\$ 18,21	↓	
Foreign Reserves	31/03/2026	\$ 148,15	\$ 151,90	↓	
Balance of Payment	31/12/2025	\$ -2.542	\$ 4.011	↓	

Foreign currency (US\$) and Money Market (Rp.)					
Tenor	Sett. Date	BID	OFFER	Gap.	
TOD	29/04/2026	17.215	17.220	5,00	
TOM	30/04/2026	17.215	17.221	6,32	
SPOT	04/05/2026	17.215	17.221	6,32	
NDF 1Mo.	04/06/2026	17.297	17.307	10,00	
D-NDF 3Mo.	04/08/2026	17.338	17.354	16,00	
1 Wk.	11/05/2026	17.217	17.223	6,00	
2 Wk.	18/05/2026	17.221	17.227	6,21	
1 Mo.	04/06/2026	17.230	17.237	7,00	
2 Mo.	06/07/2026	17.249	17.264	15,01	
3 Mo.	04/08/2026	17.274	17.290	15,73	
6 Mo.	04/11/2026	17.333	17.355	21,89	
1 Yr.	04/05/2027	17.460	17.485	25,00	

Money Market Rates (ACT/360)									
RATE	O/N	1 Wk	2 Wk	1 Mo	2 Mo	3 Mo	6 Mo	9 Mo	1 Yr
INTERBANK (IDR)	4,43%	5,03%	5,28%	5,25%	#VALUE!	5,55%	no data	no data	no data
INTERBANK (USD)	3,65%	3,68%	3,70%	3,72%	3,83%	3,92%	3,89%	4,01%	4,06%
<b>INDONESIA</b>	<b>4,43%</b>								
SIBOR (SGD)	0,10%	0,14%	no data	0,17%	0,21%	0,25%	0,35%	0,47%	0,58%
LIBOR (USD)	5,06%	no data	no data	4,96%	no data	4,85%	4,68%	no data	6,04%
JIBOR (IDR)	4,43%	4,81%	no data	5,03%	no data	5,46%	5,59%	no data	5,71%

Indonesia Government Bond									
Seri	Coupon	Bid	Offer	Bid Yield	Day(s) to Next Coupon	Last Week	Last Month	Day(s) to maturity	Trend
FR0064	6,125	99,89	100,28	6,181	11	100,16	99,78	732 Hari	↓
FR0090	5,125	99,25	99,59	5,940	164	99,45	99,32	341 Hari	↓
FR0091	6,375	98,63	99,13	6,657	164	98,78	98,38	2143 Hari	↓
FR0092	7,125	103,58	104,39	6,756	42	104,10	101,68	5805 Hari	↓
FR0093	6,375	96,93	97,83	6,768	72	97,50	96,07	4034 Hari	↓
FR0089	6,875	99,85	100,58	6,886	103	100,27	99,23	9108 Hari	↓
FR0095	6,375	100,43	100,76	6,164	103	100,57	100,33	823 Hari	↓
FR0096	7,000	101,65	102,36	6,691	103	102,05	101,01	2445 Hari	↓
FR0100	6,625	99,12	99,66	6,770	103	99,57	98,74	2805 Hari	↓
FR0101	6,875	101,36	101,75	6,360	164	101,73	101,32	1062 Hari	↓
FR0102	6,875	99,97	100,61	6,876	72	100,78	99,64	10158 Hari	↓
FR0103	6,750	99,53	99,92	6,817	72	99,70	99,41	3313 Hari	↓
FR0104	6,500	99,70	100,11	6,579	72	99,92	99,78	1512 Hari	↓
FR0105	6,875	100,09	100,69	6,868	72	100,53	100,69	13761 Hari	↓
FR0106	7,125	102,82	103,32	6,812	103	103,24	101,71	5146 Hari	↓
FR0107	7,125	103,93	104,48	6,756	103	104,90	102,57	6947 Hari	↓
FR0108	6,500	97,83	98,15	6,803	164	98,14	97,62	3584 Hari	↓
FR0098	7,125	102,77	103,21	6,784	42	103,00	101,76	4364 Hari	↓
FR0097	7,125	103,82	104,48	6,745	42	104,42	101,84	6165 Hari	↓
PBS012	8,875	112,45	112,79	6,186	11	112,62	112,58	1993 Hari	↓
PBS003	6,000	100,15	100,33	5,772	72	100,33	100,48	252 Hari	↓
PBS033	6,750	100,28	100,55	6,724	42	100,48	99,92	7606 Hari	↓
PBS037	6,875	101,86	103,04	6,614	134	102,44	102,22	3554 Hari	↓
PBS029	6,375	101,00	101,60	6,211	134	101,67	101,84	2833 Hari	↓
PBS034	6,500	99,30	99,61	6,579	42	99,63	99,03	4724 Hari	↓
PBS038	6,875	101,53	101,84	6,743	42	101,70	101,62	8508 Hari	↓
PBS004	6,100	96,99	97,07	6,490	103	96,96	95,69	3886 Hari	↑
PBS030	5,875	99,39	99,59	6,171	72	99,71	100,30	792 Hari	↓
PBS039	6,625	99,92	100,71	6,632	72	100,26	99,32	5475 Hari	↓
PBS032	4,875	99,89	99,96	5,340	72	99,91	96,94	71 Hari	↓



Tim Riset:  
 Ryan Eka Putra - Dealer FI - Ext.7952 - ryan.ekaputra@banksumselbabel.com  
 Disclaimer/ Pernyataan bebas tanggung jawab: Semua data dalam lembaran ini hanya dipergunakan sebagai informasi, kinerja masa lalu bukan merupakan indikasi kinerja masa depan atau perkiraan performa suatu instrumen. Informasi yang dimuat dalam lembaran ini diperoleh dari sumber yang dapat dipercaya, namun BPD Sumsel Babel tidak menjamin kelengkapan atau akurasi. Data, opini dan perkiraan yang diungkapkan dapat berubah tanpa pemberitahuan dan BPD Sumsel Babel tegas menolak setiap dan semua tanggung jawab atas pernyataan dan jaminan, tersurat maupun tersirat, yang tercantum di sini, atau yang tidak dicantumkan.