

Fixed Income Daily Report

Tuesday, 05 May 2026 09:04:10

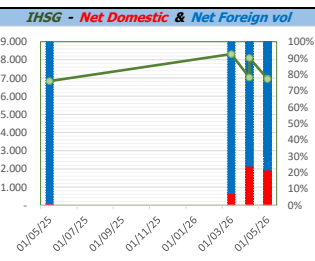
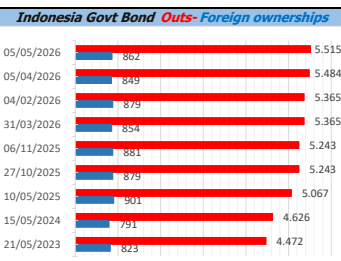
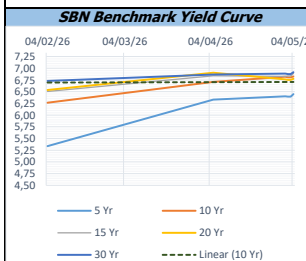
Global Market				Policy rates				
Indicator	price yesterday	TOD price	% chg.	Indicator	Date	Last	Prev.	Trend
USD/IDR Today	17380	17395	0,09%	BI-7 DS RR		4,75	5,00	↓
SGD/IDR Spot	13638	13638	0,00%	BI - Depfac	22/04/2026	3,75	4,00	↓
MYR/IDR Spot	4394	4389	-0,11%	BI - LF		5,50	5,75	↓
SAR/IDR Spot	4637	4638	0,02%	US Fed's Current Range		3,75	4,00	↓
US - Dow Jones Industrial Average	49499	48942	-1,14%	LPS IDR		3,50	3,75	↓
Tokyo - Nikkei 225	59285	59513	0,38%	LPS USD	30/06/2025	2,00	2,25	↓
Hong Kong - Hang Seng Index	26096	25727	-1,43%	LPS BPR		6,00	6,25	↓
Singapore - Srait Time Index STI	4924	4910	-0,30%					
Indonesia - IHSG	6972	6942	-0,43%					
WTI Crude Oil Future/ barrel	98,32	98,32	0,00%					
Gold Spot \$/Oz	4541,67	4542,71	0,02%					
Ice Newcastle Coal/ metric ton	133,90	135,55	1,22%					
Malaysia CPO Contract (MYR/Metric ton)	4359,00	4359,00	0,00%					

Indonesia Economic Data (in US\$ Billion, or percentage)				
Indicator	Date	Last	Prev.	Trend
GDP (Gross Domestic Bruto)	31/12/2025	5,39	5,04	↑
CPI (YoY)	30/04/2026	2,42	3,48	↓
CPI Core (YoY)	30/04/2026	2,44	-3,17	↓
CPI (MoM)	31/03/2026	0,13	0,41	↓
Trade Balance (USD Billion)	31/03/2026	\$ 3.320	\$ 1.273	↑
Export Growth	31/03/2026	\$ -3,10	\$ 1,01	↓
Import Growth	31/03/2026	\$ 1,51	\$ 10,85	↓
Foreign Reserves	31/03/2026	\$ 148,15	\$ 151,90	↓
Balance of Payment	31/12/2025	\$ -2.542	\$ 4.011	↓

Foreign currency (US\$) and Money Market (Rp.)				
Tenor	Sett. Date	BID	OFFER	Gap.
TOD	05/05/2026	17.380	17.400	20,00
TOM	06/05/2026	17.380	17.401	20,71
SPOT	07/05/2026	17.380	17.401	20,71
NDF 1Mo.	08/06/2026	17.418	17.426	8,00
D-NDF 3Mo.	07/08/2026	17.469	17.478	9,00
1 Wk.	18/05/2026	17.384	17.407	22,03
2 Wk.	21/05/2026	17.389	17.412	22,14
1 Mo.	08/06/2026	17.403	17.427	24,33
2 Mo.	07/07/2026	17.427	17.457	30,50
3 Mo.	07/08/2026	17.452	17.486	33,37
6 Mo.	09/11/2026	17.530	17.580	49,44
1 Yr.	07/05/2027	17.684	17.750	66,26

Money Market Rates (ACT/360)									
RATE	O/N	1 Wk	2 Wk	1 Mo	2 Mo	3 Mo	6 Mo	9 Mo	1 Yr
INTERBANK (IDR)	4,71%	5,11%	5,28%	5,73%	#VALUE!	5,55%	no data	no data	no data
INTERBANK (USD)	3,67%	3,66%	3,67%	3,74%	3,83%	3,87%	3,96%	4,06%	4,14%
INDONESIA	4,71%								

Indonesia Government Bond									
Seri	Coupon	Bid	Offer	Bid Yield	Day(s) to Next Coupon	Last Week	Last Month	Day(s) to maturity	Trend
FR0064	6,125	99,60	99,99	6,336	8	99,72	99,72	729 Hari	↓
FR0090	5,125	98,95	99,21	6,281	161	99,03	99,03	338 Hari	↓
FR0091	6,375	97,95	98,37	6,800	161	98,20	98,20	2140 Hari	↓
FR0092	7,125	102,65	103,35	6,850	39	103,32	103,32	5802 Hari	↓
FR0093	6,375	96,64	97,64	6,807	69	97,17	97,17	4031 Hari	↓
FR0089	6,875	99,63	100,41	6,905	100	100,04	100,04	9105 Hari	↓
FR0095	6,375	100,09	100,49	6,327	100	100,27	100,27	820 Hari	↓
FR0096	7,000	101,13	102,07	6,787	100	101,43	101,43	2442 Hari	↓
FR0100	6,625	98,76	99,24	6,831	100	98,92	98,92	2802 Hari	↓
FR0101	6,875	101,03	101,47	6,484	161	101,27	101,27	1059 Hari	↓
FR0102	6,875	99,51	100,25	6,914	69	99,88	99,88	10155 Hari	↓
FR0103	6,750	99,44	99,86	6,831	69	99,34	99,34	3310 Hari	↑
FR0104	6,500	99,32	99,74	6,685	69	99,51	99,51	1509 Hari	↓
FR0105	6,875	99,95	100,49	6,878	69	100,36	100,36	13758 Hari	↓
FR0106	7,125	102,01	102,61	6,900	100	102,31	102,31	5143 Hari	↓
FR0107	7,125	103,35	103,85	6,809	100	103,56	103,56	6944 Hari	↓
FR0108	6,500	97,74	98,26	6,802	161	97,68	97,68	3581 Hari	↑
FR0098	7,125	101,88	102,54	6,892	39	102,36	102,36	4361 Hari	↓
FR0097	7,125	103,36	104,15	6,790	39	103,76	103,76	6162 Hari	↓
PBS012	8,875	112,47	112,89	6,177	8	112,43	112,43	1990 Hari	↑
PBS003	6,000	100,00	100,17	5,989	69	100,15	100,15	250 Hari	↓
PBS033	6,750	100,30	100,58	6,722	39	100,42	100,42	7603 Hari	↓
PBS037	6,875	101,62	102,68	6,646	131	102,40	102,40	3551 Hari	↓
PBS029	6,375	100,47	101,06	6,297	131	101,00	101,00	2830 Hari	↓
PBS034	6,500	98,71	99,33	6,648	39	99,46	99,46	4721 Hari	↓
PBS038	6,875	101,15	101,77	6,780	39	101,53	101,53	8505 Hari	↓
PBS004	6,100	95,46	96,92	6,696	100	97,03	97,03	3883 Hari	↓
PBS030	5,875	99,13	99,30	6,301	69	99,24	99,24	789 Hari	↓
PBS039	6,625	99,63	100,53	6,640	69	100,16	100,16	5472 Hari	↓
PBS032	4,875	99,88	99,96	5,423	69	99,91	96,94	68 Hari	↓



Tim Riset: Ryan Esa Putra - Dealer FI - 04.7952 - ryan.esa@bpt@bankselsabel.com

Disclaimer/ Pernyataan bebas tanggung jawab: Semua data dalam lembaran ini hanya dipergunakan sebagai informasi. Kinerja masa lalu bukan merupakan indikasi kinerja masa depan atau perkiraan performa atas suatu instrumen. Informasi yang dimuat dalam lembaran ini diperoleh dari sumber yang dapat dipercaya, namun BPD Sumsel Babel tidak menjamin kelengkapan atau akurasi. Data, opini dan perkiraan yang diungkapkan dapat berubah tanpa pemberitahuan dan BPD Sumsel Babel tegas menolak setiap dan semua tanggung jawab atas pernyataan dan jaminan, terurut maupun tertulis, yang tercantum di sini, atau yang tidak dicantumkan.