

### Fixed Income Daily Report

Wednesday, 06 May 2026 09:00:26

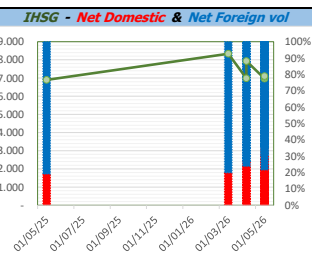
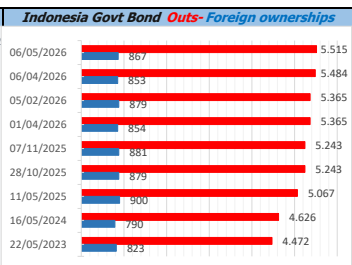
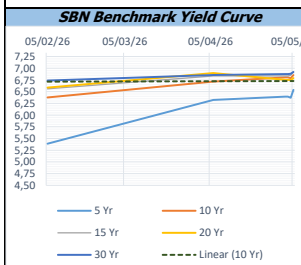
Global Market				Policy rates				
Indicator	price yesterday	TOD price	% chg.	Indicator	Date	Last	Prev.	Trend
USD/IDR Today	17380	17425	0,26%	BI-7 DS RR		4,75	5,00	↓
SGD/IDR Spot	13638	13649	0,08%	BI - Depfac	22/04/2026	3,75	4,00	↓
MYR/IDR Spot	4394	4397	0,08%	BI - LF		5,50	5,75	↓
SAR/IDR Spot	4643	4640	-0,06%	US Fed's Current Range		3,75	4,00	↓
US - Dow Jones Industrial Average	48942	49298	0,72%	LPS IDR		3,50	3,75	↓
Tokyo - Nikkei 225	59285	59513	0,38%	LPS USD	30/06/2025	2,00	2,25	↓
Hong Kong - Hang Seng Index	25899	25962	0,25%	LPS BPR		6,00	6,25	↓
Singapore - Srait Time Index STI	4921	4919	-0,03%					
Indonesia - IHSG	7057	7105	0,67%					
WTI Crude Oil Future/ barrel	98,32	98,32	0,00%					
Gold Spot \$/Oz	4626,58	4627,46	0,02%					
Ice Newcastle Coal/ metric ton	135,55	134,40	-0,86%					
Malaysia CPO Contract (MYR/Metric ton)	4359,00	4359,00	0,00%					

Indonesia Economic Data (in US\$ Billion, or percentage)					
Indicator	Date	Last	Prev.	Trend	
GDP (Gross Domestic Bruto)	31/03/2026	5,61	5,39	↑	
CPI (YoY)	30/04/2026	2,42	3,48	↓	
CPI Core (YoY)	30/04/2026	2,44	-3,17	↓	
CPI (MoM)	31/03/2026	0,13	0,41	↓	
Trade Balance (USD Billion)	31/03/2026	\$ 3.320	\$ 1.273	↑	
Export Growth	31/03/2026	\$ -3,10	\$ 1,01	↓	
Import Growth	31/03/2026	\$ 1,51	\$ 10,85	↓	
Foreign Reserves	31/03/2026	\$ 148,15	\$ 151,90	↓	
Balance of Payment	31/12/2025	\$ -2.542	\$ 4.011	↓	

Foreign currency (US\$) and Money Market (Rp.)				
Tenor	Sett. Date	BID	OFFER	Gap.
TOD	06/05/2026	17.420	17.440	20,00
TOM	07/05/2026	17.420	17.441	20,32
SPOT	08/05/2026	17.420	17.441	20,32
NDF 1Mo.	08/06/2026	17.394	17.403	9,00
D-NDF 3Mo.	10/08/2026	17.451	17.461	10,00
1 Wk.	18/05/2026	17.425	17.448	22,60
2 Wk.	22/05/2026	17.428	17.450	22,69
1 Mo.	08/06/2026	17.443	17.467	23,88
2 Mo.	08/07/2026	17.471	17.498	27,27
3 Mo.	10/08/2026	17.500	17.533	32,62
6 Mo.	09/11/2026	17.600	17.630	30,00
1 Yr.	10/05/2027	17.780	17.820	40,00

Money Market Rates (ACT/360)									
RATE	O/N	1 Wk	2 Wk	1 Mo	2 Mo	3 Mo	6 Mo	9 Mo	1 Yr
INTERBANK (IDR)	4,46%	5,10%	5,33%	5,73%	#VALUE!	5,60%	no data	no data	no data
INTERBANK (USD)	3,64%	3,66%	3,70%	3,72%	3,81%	3,87%	3,93%	4,05%	4,12%
<b>INDONESIA</b>	<b>4,46%</b>								

Indonesia Government Bond									
Seri	Coupon	Bid	Offer	Bid Yield	Day(s) to Next Coupon	Last Week	Last Month	Day(s) to maturity	Trend
FR0064	6,125	99,45	99,90	6,419	7	99,72	99,72	728 Hari	↓
FR0090	5,125	98,91	99,17	6,330	160	99,03	99,03	337 Hari	↓
FR0091	6,375	97,75	98,20	6,840	160	98,20	98,20	2139 Hari	↓
FR0092	7,125	102,42	103,09	6,873	38	103,32	103,32	5801 Hari	↓
FR0093	6,375	96,47	97,32	6,829	68	97,17	97,17	4030 Hari	↓
FR0089	6,875	99,55	100,36	6,912	99	100,04	100,04	9104 Hari	↓
FR0095	6,375	99,93	100,35	6,401	99	100,27	100,27	819 Hari	↓
FR0096	7,000	100,91	101,28	6,828	99	101,43	101,43	2441 Hari	↓
FR0100	6,625	98,60	99,04	6,859	99	98,92	98,92	2801 Hari	↓
FR0101	6,875	100,82	101,30	6,560	160	101,27	101,27	1058 Hari	↓
FR0102	6,875	99,41	100,15	6,921	68	99,88	99,88	10154 Hari	↓
FR0103	6,750	99,31	99,74	6,850	68	99,34	99,34	3309 Hari	↓
FR0104	6,500	98,96	99,32	6,787	68	99,51	99,51	1508 Hari	↓
FR0105	6,875	100,11	100,64	6,866	68	100,36	100,36	13757 Hari	↓
FR0106	7,125	101,76	102,32	6,928	99	102,31	102,31	5142 Hari	↓
FR0107	7,125	103,36	103,82	6,808	99	103,56	103,56	6943 Hari	↓
FR0108	6,500	97,69	98,04	6,823	160	97,68	97,68	3580 Hari	↑
FR0098	7,125	101,54	102,11	6,934	38	102,36	102,36	4360 Hari	↓
FR0097	7,125	103,34	104,01	6,791	38	103,76	103,76	6161 Hari	↓
PBS012	8,875	112,46	112,90	6,177	7	112,43	112,43	1989 Hari	↑
PBS003	6,000	100,07	100,17	5,881	68	100,15	100,15	249 Hari	↓
PBS033	6,750	100,30	100,58	6,722	38	100,42	100,42	7602 Hari	↓
PBS037	6,875	101,71	102,86	6,634	130	102,40	102,40	3550 Hari	↓
PBS029	6,375	100,47	101,06	6,296	130	101,00	101,00	2829 Hari	↓
PBS034	6,500	98,71	99,33	6,648	38	99,46	99,46	4720 Hari	↓
PBS038	6,875	100,74	101,44	6,811	38	101,53	101,53	8504 Hari	↓
PBS004	6,100	95,46	96,92	6,696	99	97,03	97,03	3882 Hari	↓
PBS030	5,875	98,85	99,00	6,439	68	99,24	99,24	788 Hari	↓
PBS039	6,625	99,70	100,58	6,655	68	100,16	100,16	5471 Hari	↓
PBS032	4,875	99,90	99,93	5,345	68	99,91	96,94	67 Hari	↓



Tim Riset:  
Ryan Eka Putra - Dealer FI - Ek.7952 - ryanekaputra@bankselsabel.com

**Disclaimer/ Pernyataan bebas tanggung jawab:** Semua data dalam lembaran ini hanya dipergunakan sebagai informasi. Kinerja masa lalu bukan merupakan indikasi kinerja masa depan atau perkiraan performa atas suatu instrumen. Informasi yang dimuat dalam lembaran ini diperoleh dari sumber yang dapat dipercaya, namun BPD Sumsel Babel tidak menjamin kelengkapan atau akurasi. Data, opini dan perkiraan yang diungkapkan dapat berubah tanpa pemberitahuan dan BPD Sumsel Babel tegas menolak setiap dan semua tanggung jawab atas pernyataan dan jaminan, terurut maupun terisrat, yang tercantum di sini, atau yang tidak dicantumkan.