

### Fixed Income Daily Report

Monday, 18 May 2026 09:03:54

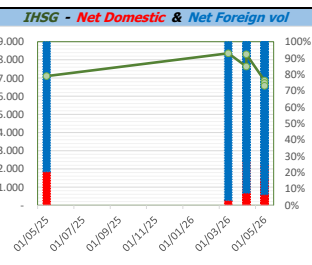
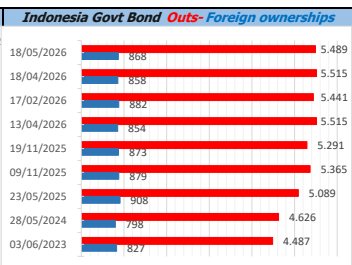
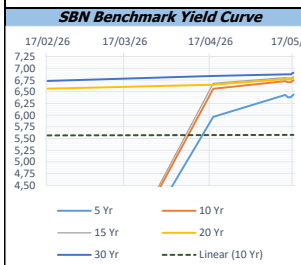
Global Market				Policy rates				
Indicator	price yesterday	TOD price	% chg.	Indicator	Date	Last	Prev.	Trend
USD/IDR Today	17465	17610	0,82%	BI-7 DS RR		4,75	5,00	↓
SGD/IDR Spot	13750	13731	-0,14%	BI - Depfac	22/04/2026	3,75	4,00	↓
MYR/IDR Spot	4448	4429	-0,43%	BI - LF		5,50	5,75	↓
SAR/IDR Spot	4689	4703	0,30%	US Fed's Current Range		3,75	4,00	↓
US - Dow Jones Industrial Average	50063	49526	-1,08%	LPS IDR		3,50	3,75	↓
Tokyo - Nikkei 225	61409	60694	-1,18%	LPS USD	30/06/2025	2,00	2,25	↓
Hong Kong - Hang Seng Index	25963	25680	-1,10%	LPS BPR		6,00	6,25	↓
Singapore - Srait Time Index STI	4989	4972	-0,34%					
Indonesia - IHSG	6723	6570	-2,33%					
WTI Crude Oil Future/ barrel	92,13	92,13	0,00%					
Gold Spot \$/Oz	4531,80	4532,85	0,02%					
Ice Newcastle Coal/ metric ton	130,40	131,70	0,99%					
Malaysia CPO Contract (MYR/Metric ton)	4380,00	4380,00	0,00%					

Indonesia Economic Data (in US\$ Billion, or percentage)					
Indicator	Date	Last	Prev.	Trend	
GDP (Gross Domestic Bruto)	31/03/2026	5,61	5,39	↑	
CPI (YoY)	30/04/2026	2,42	3,48	↓	
CPI Core (YoY)	30/04/2026	2,44	-3,17	↓	
CPI (MoM)	31/03/2026	0,13	0,41	↓	
Trade Balance (USD Billion)	31/03/2026	\$ 3,320	\$ 1,273	↑	
Export Growth	31/03/2026	\$ -3,10	\$ 1,01	↓	
Import Growth	31/03/2026	\$ 1,51	\$ 10,85	↓	
Foreign Reserves	30/04/2026	\$ 146,20	\$ 148,15	↓	
Balance of Payment	31/12/2025	\$ -2,542	\$ 4,011	↓	

Foreign currency (US\$) and Money Market (Rp.)				
Tenor	Sett. Date	BID	OFFER	Gap.
TOD	18/05/2026	17.464	17.464	0,00
TOM	19/05/2026	17.464	17.465	0,70
SPOT	20/05/2026	17.464	17.465	0,70
NDF 1Mo.	22/06/2026	17.664	17.674	10,00
D-NDF 3Mo.	20/08/2026	17.699	17.715	16,00
1 Wk.	29/05/2026	17.469	17.471	1,83
2 Wk.	03/06/2026	17.475	17.477	2,00
1 Mo.	22/06/2026	17.485	17.488	2,71
2 Mo.	20/07/2026	17.504	17.514	10,00
3 Mo.	20/08/2026	17.524	17.539	15,00
6 Mo.	20/11/2026	17.619	17.629	10,00
1 Yr.	20/05/2027	17.774	17.799	25,00

Money Market Rates (ACT/360)									
RATE	O/N	1 Wk	2 Wk	1 Mo	2 Mo	3 Mo	6 Mo	9 Mo	1 Yr
INTERBANK (IDR)	5,08%	5,21%	5,31%	5,43%	#VALUE!	5,63%	no data	no data	no data
INTERBANK (USD)	3,63%	3,67%	3,70%	3,71%	3,82%	3,90%	4,00%	4,06%	4,19%
<b>INDONESIA</b>	<b>5,08%</b>								

Indonesia Government Bond									
Seri	Coupon	Bid	Offer	Bid Yield	Day(s) to Next Coupon	Last Week	Last Month	Day(s) to maturity	Trend
FR0064	6,125	99,63	99,81	6,323	179	99,67	99,72	716 Hari	↓
FR0090	5,125	98,89	99,28	6,396	148	99,14	99,03	325 Hari	↓
FR0091	6,375	98,56	98,91	6,673	148	98,71	98,20	2127 Hari	↓
FR0092	7,125	102,86	103,58	6,828	26	103,22	103,32	5790 Hari	↓
FR0093	6,375	96,99	97,99	6,762	56	97,72	97,17	4018 Hari	↓
FR0089	6,875	99,34	100,17	6,929	87	99,83	100,04	9092 Hari	↓
FR0095	6,375	99,72	100,28	6,505	87	100,21	100,27	807 Hari	↓
FR0096	7,000	101,43	101,82	6,730	87	101,62	101,43	2429 Hari	↓
FR0100	6,625	99,26	99,72	6,789	87	99,52	98,92	2789 Hari	↓
FR0101	6,875	101,01	101,36	6,487	148	101,29	101,27	1046 Hari	↓
FR0102	6,875	99,55	100,03	6,911	56	99,91	99,88	10142 Hari	↓
FR0103	6,750	99,95	100,23	6,755	56	100,10	99,34	3297 Hari	↓
FR0104	6,500	99,44	99,93	6,653	56	99,80	99,51	1496 Hari	↓
FR0105	6,875	99,82	100,27	6,887	56	100,05	100,36	13745 Hari	↓
FR0106	7,125	102,38	103,17	6,859	87	102,65	102,31	5130 Hari	↓
FR0107	7,125	102,89	103,64	6,851	87	103,24	103,56	6931 Hari	↓
FR0108	6,500	98,59	98,72	6,696	148	98,74	97,68	3568 Hari	↓
FR0098	7,125	102,46	102,78	6,822	26	102,72	102,36	4349 Hari	↓
FR0097	7,125	103,33	104,00	6,792	26	103,65	103,76	6150 Hari	↓
PBS012	8,875	112,53	113,00	6,151	179	112,76	112,43	1978 Hari	↓
PBS003	6,000	99,97	100,05	6,030	56	100,07	100,15	237 Hari	↓
PBS033	6,750	100,19	100,63	6,733	26	100,41	100,42	7591 Hari	↓
PBS037	6,875	101,82	102,96	6,618	118	102,39	102,40	3538 Hari	↓
PBS029	6,375	100,39	100,99	6,309	118	100,69	101,00	2817 Hari	↓
PBS034	6,500	99,09	99,30	6,605	26	99,19	99,46	4709 Hari	↓
PBS038	6,875	101,15	101,73	6,776	26	101,44	101,53	8492 Hari	↓
PBS004	6,100	96,18	96,91	6,600	87	96,55	97,03	3870 Hari	↓
PBS030	5,875	99,31	99,43	6,216	56	99,37	99,24	776 Hari	↓
PBS039	6,625	99,95	100,68	6,629	56	100,21	100,16	5459 Hari	↓
PBS032	4,875	99,89	99,91	5,496	56	99,90	96,94	55 Hari	↓



Tim Riset: Ryan Eka Putra - Dealer FI - Ek.7952 - ryanekaputra@banksumselbabel.com

**Disclaimer/ Pernyataan bebas tanggung jawab:** Semua data dalam lembaran ini hanya dipergunakan sebagai informasi. Kinerja masa lalu bukan merupakan indikasi kinerja masa depan atau perkiraan performa atas suatu instrumen. Informasi yang dimuat dalam lembaran ini diperoleh dari sumber yang dapat dipercaya, namun BPD Sumsel Babel tidak menjamin kelengkapan atau akurasi. Data, opini dan perkiraan yang diungkapkan dapat berubah tanpa pemberitahuan dan BPD Sumsel Babel tegas menolak setiap dan semua tanggung jawab atas pernyataan dan jaminan, terurut maupun terisrat, yang tercantum di sini, atau yang tidak dicantumkan.