

Fixed Income Daily Report

Tuesday, 19 May 2026 09:00:39

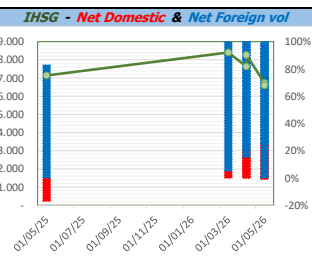
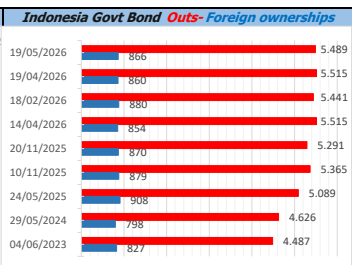
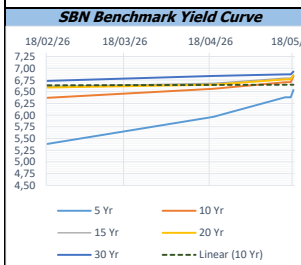
Global Market				Policy rates				
Indicator	price yesterday	TOD price	% chg.	Indicator	Date	Last	Prev.	Trend
USD/IDR Today	17465	17656	1,08%	BI-7 DS RR		4,75	5,00	↓
SGD/IDR Spot	13731	13795	0,46%	BI - Depfac	22/04/2026	3,75	4,00	↓
MYR/IDR Spot	4448	4442	-0,12%	BI - LF		5,50	5,75	↓
SAR/IDR Spot	4708	4708	0,00%	US Fed's Current Range		3,75	4,00	↓
US - Dow Jones Industrial Average	49526	49686	0,32%	LPS IDR		3,50	3,75	↓
Tokyo - Nikkei 225	60816	60900	0,14%	LPS USD	30/06/2025	2,00	2,25	↓
Hong Kong - Hang Seng Index	25675	25812	0,53%	LPS BPR		6,00	6,25	↓
Singapore - Srait Time Index STI	4997	5009	0,25%					
Indonesia - IHSG	6599	6599	-0,01%					
WTI Crude Oil Future/ barrel	92,13	92,13	0,00%					
Gold Spot \$/Oz	4560,48	4561,44	0,02%					
Ice Newcastle Coal/ metric ton	131,70	132,50	0,60%					
Malaysia CPO Contract (MYR/Metric ton)	4380,00	4380,00	0,00%					

Indonesia Economic Data (in US\$ Billion, or percentage)					
Indicator	Date	Last	Prev.	Trend	
GDP (Gross Domestic Bruto)	31/03/2026	5,61	5,39	↑	
CPI (YoY)	30/04/2026	2,42	3,48	↓	
CPI Core (YoY)	30/04/2026	2,44	-3,17	↓	
CPI (MoM)	31/03/2026	0,13	0,41	↓	
Trade Balance (USD Billion)	31/03/2026	\$ 3.320	\$ 1.273	↑	
Export Growth	31/03/2026	\$ -3,10	\$ 1,01	↓	
Import Growth	31/03/2026	\$ 1,51	\$ 10,85	↓	
Foreign Reserves	30/04/2026	\$ 146,20	\$ 148,15	↓	
Balance of Payment	31/12/2025	\$ -2.542	\$ 4.011	↓	

Foreign currency (US\$) and Money Market (Rp.)					
Tenor	Sett. Date	BID	OFFER	Gap.	
TOD	19/05/2026	17.650	17.665	15,00	
TOM	20/05/2026	17.651	17.667	15,95	
SPOT	21/05/2026	17.651	17.667	15,95	
NDF 1Mo.	22/06/2026	17.699	17.709	10,00	
D-NDF 3Mo.	21/08/2026	17.752	17.762	10,00	
1 Wk.	29/05/2026	17.659	17.679	19,51	
2 Wk.	04/06/2026	17.664	17.689	24,37	
1 Mo.	22/06/2026	17.680	17.700	19,50	
2 Mo.	21/07/2026	17.707	17.733	25,54	
3 Mo.	21/08/2026	17.735	17.765	30,00	
6 Mo.	23/11/2026	17.830	17.856	26,19	
1 Yr.	24/05/2027	18.005	18.051	46,03	

Money Market Rates (ACT/360)									
RATE	O/N	1 Wk	2 Wk	1 Mo	2 Mo	3 Mo	6 Mo	9 Mo	1 Yr
INTERBANK (IDR)	4,54%	5,29%	5,46%	5,58%	#VALUE!	5,68%	no data	no data	no data
INTERBANK (USD)	3,63%	3,67%	3,70%	3,71%	3,80%	3,87%	3,97%	4,05%	4,18%
INDONESIA	4,54%								

Indonesia Government Bond									
Seri	Coupon	Bid	Offer	Bid Yield	Day(s) to Next Coupon	Last Week	Last Month	Day(s) to maturity	Trend
FR0064	6,125	99,26	99,57	6,530	178	99,67	99,72	715 Hari	↓
FR0090	5,125	98,81	99,08	6,499	147	99,14	99,03	324 Hari	↓
FR0091	6,375	97,75	98,28	6,844	147	98,71	98,20	2126 Hari	↓
FR0092	7,125	102,68	103,30	6,846	25	103,22	103,32	5789 Hari	↓
FR0093	6,375	96,70	97,70	6,800	55	97,72	97,17	4017 Hari	↓
FR0089	6,875	99,14	99,93	6,946	86	99,83	100,04	9091 Hari	↓
FR0095	6,375	99,78	100,22	6,476	86	100,21	100,27	806 Hari	↓
FR0096	7,000	100,92	101,38	6,824	86	101,62	101,43	2428 Hari	↓
FR0100	6,625	98,74	99,16	6,834	86	99,52	98,92	2788 Hari	↓
FR0101	6,875	100,87	101,23	6,540	147	101,29	101,27	1045 Hari	↓
FR0102	6,875	99,37	99,94	6,925	55	99,91	99,88	10141 Hari	↓
FR0103	6,750	99,27	99,70	6,857	55	100,10	99,34	3296 Hari	↓
FR0104	6,500	99,26	99,53	6,704	55	99,80	99,51	1495 Hari	↓
FR0105	6,875	99,62	100,12	6,903	55	100,05	100,36	13744 Hari	↓
FR0106	7,125	102,25	102,64	6,874	86	102,65	102,31	5129 Hari	↓
FR0107	7,125	102,47	102,98	6,890	86	103,24	103,56	6930 Hari	↓
FR0108	6,500	98,05	98,37	6,773	147	98,74	97,68	3567 Hari	↓
FR0098	7,125	102,24	102,70	6,848	25	102,72	102,36	4348 Hari	↓
FR0097	7,125	102,79	103,47	6,845	25	103,65	103,76	6149 Hari	↓
PBS012	8,875	112,55	112,95	6,146	178	112,76	112,43	1977 Hari	↓
PBS003	6,000	99,97	100,02	6,032	55	100,07	100,15	236 Hari	↓
PBS033	6,750	100,19	100,63	6,733	25	100,41	100,42	7590 Hari	↓
PBS037	6,875	101,87	103,00	6,611	117	102,39	102,40	3537 Hari	↓
PBS029	6,375	100,40	101,00	6,307	117	100,69	101,00	2816 Hari	↓
PBS034	6,500	99,09	99,30	6,605	25	99,19	99,46	4708 Hari	↓
PBS038	6,875	101,15	101,73	6,776	25	101,44	101,53	8491 Hari	↓
PBS004	6,100	96,21	97,69	6,597	86	96,55	97,03	3869 Hari	↓
PBS030	5,875	98,75	98,90	6,503	55	99,37	99,24	775 Hari	↓
PBS039	6,625	99,95	100,72	6,629	55	100,21	100,16	5458 Hari	↓
PBS032	4,875	99,86	99,89	5,723	55	99,90	96,94	54 Hari	↓



Tim Riset: Ryan Eka Putra - Dealer FI - Ek.7952 - ryanekaputra@banksumselbabel.com

Disclaimer/ Pernyataan bebas tanggung jawab: Semua data dalam lembaran ini hanya dipergunakan sebagai informasi. Kinerja masa lalu bukan merupakan indikasi kinerja masa depan atau perkiraan performa atas suatu instrumen. Informasi yang dimuat dalam lembaran ini diperoleh dari sumber yang dapat dipercaya, namun BPD Sumsel Babel tidak menjamin kelengkapan atau akurasi. Data, opini dan perkiraan yang diungkapkan dapat berubah tanpa pemberitahuan dan BPD Sumsel Babel tegas menolak setiap dan semua tanggung jawab atas pernyataan dan jaminan, terurut maupun terbalik, yang tercantum di sini, atau yang tidak dicantumkan.