

Fixed Income Daily Report

Wednesday, 20 May 2026 09:00:38

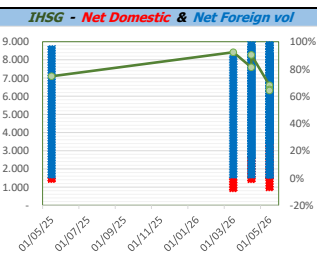
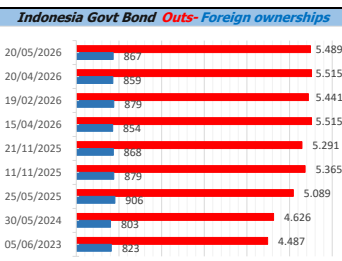
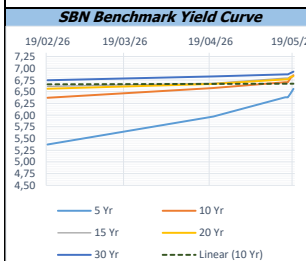
Global Market				Policy rates				
Indicator	price yesterday	TOD price	% chg.	Indicator	Date	Last	Prev.	Trend
USD/IDR Today	17705	17760	0,31%	BI-7 DS RR		4,75	5,00	↓
SGD/IDR Spot	13830	13834	0,02%	BI - Depfac	22/04/2026	3,75	4,00	↓
MYR/IDR Spot	4454	4455	0,02%	BI - LF		5,50	5,75	↓
SAR/IDR Spot	4719	4725	0,13%	US Fed's Current Range		3,75	4,00	↓
US - Dow Jones Industrial Average	49686	49364	-0,65%	LPS IDR		3,50	3,75	↓
Tokyo - Nikkei 225	60551	59490	-1,78%	LPS USD	30/06/2025	2,00	2,25	↓
Hong Kong - Hang Seng Index	25798	25647	-0,59%	LPS BPR		6,00	6,25	↓
Singapore - Srait Time Index STI	5072	5036	-0,72%					
Indonesia - IHSG	6371	6310	-0,96%					
WTI Crude Oil Future/ barrel	92,13	92,13	0,00%					
Gold Spot \$/Oz	4481,54	4482,62	0,02%					
Ice Newcastle Coal/ metric ton	132,50	132,40	-0,08%					
Malaysia CPO Contract (MYR/Metric ton)	4380,00	4380,00	0,00%					

Indonesia Economic Data (in US\$ Billion, or percentage)				
Indicator	Date	Last	Prev.	Trend
GDP (Gross Domestic Bruto)	31/03/2026	5,61	5,39	↑
CPI (YoY)	30/04/2026	2,42	3,48	↓
CPI Core (YoY)	30/04/2026	2,44	-3,17	↓
CPI (MoM)	31/03/2026	0,13	0,41	↓
Trade Balance (USD Billion)	31/03/2026	\$ 3.320	\$ 1.273	↑
Export Growth	31/03/2026	\$ -3,10	\$ 1,01	↓
Import Growth	31/03/2026	\$ 1,51	\$ 10,85	↓
Foreign Reserves	30/04/2026	\$ 146,20	\$ 148,15	↓
Balance of Payment	31/12/2025	\$ -2.542	\$ 4.011	↓

Foreign currency (US\$) and Money Market (Rp.)				
Tenor	Sett. Date	BID	OFFER	Gap.
TOD	20/05/2026	17.700	17.710	10,00
TOM	21/05/2026	17.701	17.712	11,00
SPOT	22/05/2026	17.701	17.712	11,00
NDF 1Mo.	22/06/2026	17.764	17.773	9,00
D-NDF 3Mo.	24/08/2026	17.829	17.839	10,00
1 Wk.	29/05/2026	17.709	17.723	14,00
2 Wk.	05/06/2026	17.715	17.732	17,00
1 Mo.	22/06/2026	17.734	17.747	13,00
2 Mo.	22/07/2026	17.764	17.785	21,40
3 Mo.	24/08/2026	17.793	17.810	17,00
6 Mo.	23/11/2026	17.885	17.910	25,00
1 Yr.	24/05/2027	18.060	18.105	45,00

Money Market Rates (ACT/360)									
RATE	O/N	1 Wk	2 Wk	1 Mo	2 Mo	3 Mo	6 Mo	9 Mo	1 Yr
INTERBANK (IDR)	4,60%	5,23%	5,33%	5,55%	#VALUE!	5,68%	no data	no data	no data
INTERBANK (USD)	3,63%	3,66%	3,69%	3,71%	3,79%	3,87%	3,98%	4,07%	4,21%
INDONESIA	4,60%								

Indonesia Government Bond									
Seri	Coupon	Bid	Offer	Bid Yield	Day(s) to Next Coupon	Last Week	Last Month	Day(s) to maturity	Trend
FR0064	6,125	99,09	99,41	6,622	177	99,67	99,72	714 Hari	↓
FR0090	5,125	98,76	99,06	6,554	146	99,14	99,03	324 Hari	↓
FR0091	6,375	97,75	98,18	6,843	146	98,71	98,20	2125 Hari	↓
FR0092	7,125	102,70	103,30	6,845	24	103,22	103,32	5788 Hari	↓
FR0093	6,375	96,77	97,72	6,791	54	97,72	97,17	4016 Hari	↓
FR0089	6,875	98,80	99,88	6,976	85	99,83	100,04	9090 Hari	↓
FR0095	6,375	99,53	100,09	6,600	85	100,21	100,27	805 Hari	↓
FR0096	7,000	100,68	101,45	6,870	85	101,62	101,43	2427 Hari	↓
FR0100	6,625	98,56	98,99	6,866	85	99,52	98,92	2787 Hari	↓
FR0101	6,875	100,80	101,20	6,565	146	101,29	101,27	1044 Hari	↓
FR0102	6,875	99,37	99,95	6,925	54	99,91	99,88	10140 Hari	↓
FR0103	6,750	99,10	99,49	6,883	54	100,10	99,34	3295 Hari	↓
FR0104	6,500	99,09	99,46	6,752	54	99,80	99,51	1494 Hari	↓
FR0105	6,875	99,55	99,96	6,907	54	100,05	100,36	13743 Hari	↓
FR0106	7,125	102,28	102,74	6,870	85	102,65	102,31	5128 Hari	↓
FR0107	7,125	102,67	103,16	6,871	85	103,24	103,56	6929 Hari	↓
FR0108	6,500	97,96	98,35	6,785	146	98,74	97,68	3566 Hari	↓
FR0098	7,125	102,44	102,89	6,824	24	102,72	102,36	4347 Hari	↓
FR0097	7,125	102,98	103,53	6,826	24	103,65	103,76	6148 Hari	↓
PBS012	8,875	112,26	112,89	6,202	177	112,76	112,43	1976 Hari	↓
PBS003	6,000	99,93	100,05	6,093	54	100,07	100,15	235 Hari	↓
PBS033	6,750	100,49	101,15	6,705	24	100,64	100,46	7589 Hari	↓
PBS037	6,875	101,86	103,01	6,612	116	102,39	102,40	3536 Hari	↓
PBS029	6,375	100,42	101,02	6,304	116	100,69	101,00	2815 Hari	↓
PBS034	6,500	99,81	100,02	6,521	24	99,57	99,58	4707 Hari	↑
PBS038	6,875	101,32	101,60	6,762	24	101,44	101,53	8490 Hari	↓
PBS004	6,100	96,90	97,00	6,504	85	96,55	97,03	3868 Hari	↑
PBS030	5,875	98,73	98,95	6,511	54	99,37	99,24	774 Hari	↓
PBS039	6,625	99,99	100,72	6,625	54	100,21	100,16	5457 Hari	↓
PBS032	4,875	99,84	99,91	5,838	54	99,90	96,94	53 Hari	↓



Tim Riset:
 Ryan Eka Putra - Dealer FI - Ek.7952 - ryanekaputra@banksumselbabel.com
 Disclaimer/ Pernyataan bebas tanggung jawab: Semua data dalam lembaran ini hanya dipergunakan sebagai informasi. Kinerja masa lalu bukan merupakan indikasi kinerja masa depan atau perkiraan performa suatu instrumen. Informasi yang dimuat dalam lembaran ini diperoleh dari sumber yang dapat dipercaya, namun BPD Sumsel Babel tidak menjamin kelengkapan atau akurasi. Data, opini dan perkiraan yang diungkapkan dapat berubah tanpa pemberitahuan dan BPD Sumsel Babel tegas menolak setiap dan semua tanggung jawab atas pernyataan dan jaminan, terurut maupun terisrat, yang tercantum di sini, atau yang tidak dicantumkan.