

### Fixed Income Daily Report

Tuesday, 26 May 2026 09:02:28

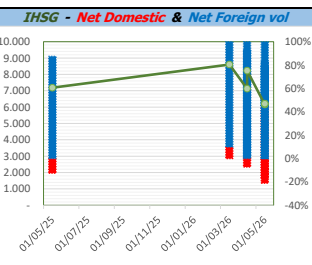
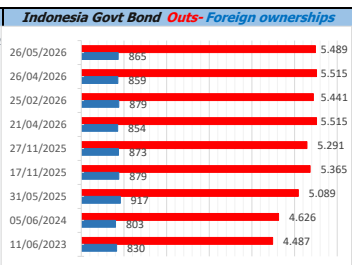
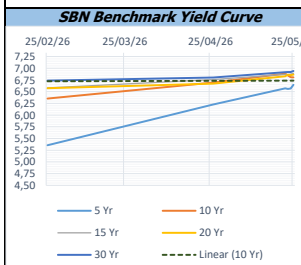
Global Market				Policy rates				
Indicator	price yesterday	TOD price	% chg.	Indicator	Date	Last	Prev.	Trend
USD/IDR Today	17743	17745	0,01%	BI-7 DS RR		5,25	5,00	↑
SGD/IDR Spot	13888	13902	0,10%	BI - Depfac	20/05/2026	4,25	3,75	↑
MYR/IDR Spot	4487	4477	-0,21%	BI - LF		6,00	5,50	↑
SAR/IDR Spot	4728	4730	0,04%	US Fed's Current Range		3,75	4,00	↓
US - Dow Jones Industrial Average	50286	50580	0,58%	LPS IDR		3,50	3,75	↓
Tokyo - Nikkei 225	65158	64943	-0,33%	LPS USD	30/06/2025	2,00	2,25	↓
Hong Kong - Hang Seng Index	25606	25459	-0,58%	LPS BPR		6,00	6,25	↓
Singapore - Srait Time Index STI	5071	5058	-0,25%					
Indonesia - IHSG	6206	6209	0,05%					
WTI Crude Oil Future/ barrel	92,13	92,13	0,00%					
Gold Spot \$/Oz	4535,49	4536,34	0,02%					
Ice Newcastle Coal/ metric ton	132,05	132,05	0,00%					
Malaysia CPO Contract (MYR/Metric ton)	4380,00	4380,00	0,00%					

Indonesia Economic Data (in US\$ Billion, or percentage)					
Indicator	Date	Last	Prev.	Trend	
GDP (Gross Domestic Bruto)	31/03/2026	5,61	5,39	↑	
CPI (YoY)	30/04/2026	2,42	3,48	↓	
CPI Core (YoY)	30/04/2026	2,44	-3,17	↓	
CPI (MoM)	31/03/2026	0,13	0,41	↓	
Trade Balance (USD Billion)	31/03/2026	\$ 3.320	\$ 1.273	↑	
Export Growth	31/03/2026	\$ -3,10	\$ 1,01	↓	
Import Growth	31/03/2026	\$ 1,51	\$ 10,85	↓	
Foreign Reserves	30/04/2026	\$ 146,20	\$ 148,15	↓	
Balance of Payment	31/03/2026	\$ -4.008	\$ -2.478	↓	

Foreign currency (US\$) and Money Market (Rp.)				
Tenor	Sett. Date	BID	OFFER	Gap.
TOD	26/05/2026	17.730	17.760	30,00
TOM	27/05/2026	17.735	17.766	31,38
SPOT	02/06/2026	17.735	17.766	31,38
NDF 1Mo.	02/07/2026	17.774	17.784	10,00
D-NDF 3Mo.	02/09/2026	17.842	17.850	8,00
1 Wk.	09/06/2026	17.738	17.771	33,24
2 Wk.	17/06/2026	17.747	17.781	33,14
1 Mo.	02/07/2026	17.766	17.800	33,99
2 Mo.	03/08/2026	17.805	17.850	44,88
3 Mo.	02/09/2026	17.838	17.880	41,99
6 Mo.	02/12/2026	17.928	17.990	62,50
1 Yr.	02/06/2027	18.135	18.178	42,49

Money Market Rates (ACT/360)									
RATE	O/N	1 Wk	2 Wk	1 Mo	2 Mo	3 Mo	6 Mo	9 Mo	1 Yr
INTERBANK (IDR)	5,31%	5,91%	6,20%	6,25%	#VALUE!	6,40%	no data	no data	no data
INTERBANK (USD)	3,63%	3,65%	3,66%	3,71%	3,83%	3,88%	3,98%	4,07%	4,26%
<b>INDONESIA</b>	<b>5,31%</b>								

Indonesia Government Bond									
Seri	Coupon	Bid	Offer	Bid Yield	Day(s) to Next Coupon	Last Week	Last Month	Day(s) to maturity	Trend
FR0064	6,125	98,97	99,27	6,692	166	99,06	99,72	703 Hari	↓
FR0090	5,125	98,67	98,94	6,700	135	98,76	99,03	313 Hari	↓
FR0091	6,375	98,11	98,51	6,769	135	98,14	98,20	2115 Hari	↓
FR0092	7,125	102,33	103,03	6,883	13	102,64	103,32	5777 Hari	↓
FR0093	6,375	96,51	97,37	6,826	43	96,78	97,17	4005 Hari	↓
FR0089	6,875	98,62	99,68	6,991	74	99,12	100,04	9079 Hari	↓
FR0095	6,375	99,45	99,87	6,638	74	99,59	100,27	794 Hari	↓
FR0096	7,000	101,15	101,55	6,782	74	101,20	101,43	2416 Hari	↓
FR0100	6,625	98,93	99,35	6,804	74	98,90	98,92	2776 Hari	↑
FR0101	6,875	100,63	101,08	6,627	135	100,79	101,27	1034 Hari	↓
FR0102	6,875	99,16	99,84	6,943	43	99,41	99,88	10129 Hari	↓
FR0103	6,750	99,56	99,94	6,814	43	99,31	99,34	3284 Hari	↑
FR0104	6,500	99,24	99,57	6,710	43	99,16	99,51	1483 Hari	↑
FR0105	6,875	99,31	99,73	6,926	43	99,67	100,36	13732 Hari	↓
FR0106	7,125	102,39	102,98	6,857	74	102,53	102,31	5117 Hari	↓
FR0107	7,125	102,94	103,43	6,846	74	103,03	103,56	6918 Hari	↓
FR0108	6,500	98,64	99,02	6,690	135	98,45	97,68	3556 Hari	↑
FR0098	7,125	101,91	102,48	6,888	13	102,03	102,36	4336 Hari	↓
FR0097	7,125	102,59	103,22	6,865	13	102,73	103,76	6137 Hari	↓
PBS012	8,875	112,22	112,86	6,201	166	112,53	112,43	1965 Hari	↓
PBS003	6,000	99,77	99,82	6,361	43	99,77	100,15	224 Hari	↓
PBS033	6,750	100,03	100,59	6,747	13	100,41	100,42	7578 Hari	↓
PBS037	6,875	101,68	102,39	6,637	105	102,07	102,40	3525 Hari	↓
PBS029	6,375	100,31	100,91	6,321	105	100,61	101,00	2804 Hari	↓
PBS034	6,500	97,10	97,59	6,839	13	97,27	99,46	4696 Hari	↓
PBS038	6,875	100,23	100,93	6,855	13	101,48	101,53	8479 Hari	↓
PBS004	6,100	95,31	96,38	6,720	74	96,12	97,03	3857 Hari	↓
PBS030	5,875	98,59	98,70	6,593	43	98,51	99,24	763 Hari	↑
PBS039	6,625	100,04	100,52	6,620	43	100,35	100,16	5446 Hari	↓
PBS032	4,875	99,85	99,86	5,966	43	99,83	96,94	42 Hari	↑



Tim Riset:  
 Ryan Eka Putra - Dealer FI - Ek.7952 - ryanekaputra@banksumselbabel.com  
 Disclaimer/ Pernyataan bebas tanggung jawab: Semua data dalam lembaran ini hanya dipergunakan sebagai informasi. Kinerja masa lalu bukan merupakan indikasi kinerja masa depan atau perkiraan performa atas suatu instrumen. Informasi yang dimuat dalam lembaran ini diperoleh dari sumber yang dapat dipercaya, namun BPD Sumsel Babel tidak menjamin kelengkapan atau akurasi. Data, opini dan perkiraan yang diungkapkan dapat berubah tanpa pemberitahuan dan BPD Sumsel Babel tegas menolak setiap dan semua tanggung jawab atas pernyataan dan jaminan, terurut maupun terbalik, yang tercantum di sini, atau yang tidak dicantumkan.