

Fixed Income Daily Report

Friday, 29 May 2026 09:00:19

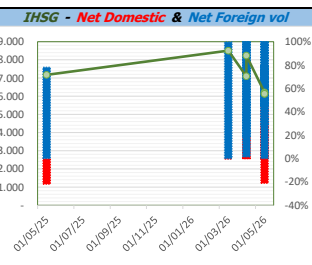
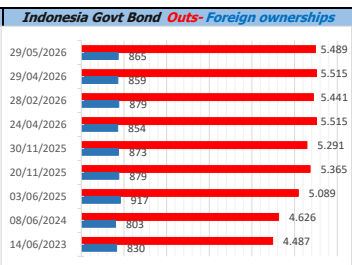
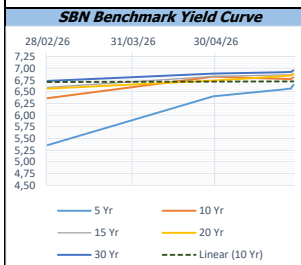
Global Market				Policy rates				
Indicator	price yesterday	TOD price	% chg.	Indicator	Date	Last	Prev.	Trend
USD/IDR Today	17743	17789	0,26%	BI-7 DS RR		5,25	5,00	↑
SGD/IDR Spot	13888	13928	0,29%	BI - Depfac	20/05/2026	4,25	3,75	↑
MYR/IDR Spot	4487	4485	-0,05%	BI - LF		6,00	5,50	↑
SAR/IDR Spot	4755	4756	0,02%	US Fed's Current Range		3,75	4,00	↓
US - Dow Jones Industrial Average	50644	50669	0,05%	LPS IDR		3,50	3,75	↓
Tokyo - Nikkei 225	64693	65941	1,89%	LPS USD	30/06/2025	2,00	2,25	↓
Hong Kong - Hang Seng Index	25006	25167	0,64%	LPS BPR		6,00	6,25	↓
Singapore - Srait Time Index STI	4989	5021	0,63%					
Indonesia - IHSG	6130	6133	0,05%					
WTI Crude Oil Future/ barrel	92,13	92,13	0,00%					
Gold Spot \$/Oz	4507,23	4508,22	0,02%					
Ice Newcastle Coal/ metric ton	131,75	131,50	-0,19%					
Malaysia CPO Contract (MYR/Metric ton)	4380,00	4380,00	0,00%					

Indonesia Economic Data (in US\$ Billion, or percentage)					
Indicator	Date	Last	Prev.	Trend	
GDP (Gross Domestic Bruto)	31/03/2026	5,61	5,39	↑	
CPI (YoY)	30/04/2026	2,42	3,48	↓	
CPI Core (YoY)	30/04/2026	2,44	-3,17	↓	
CPI (MoM)	31/03/2026	0,13	0,41	↓	
Trade Balance (USD Billion)	31/03/2026	\$ 3,320	\$ 1,273	↑	
Export Growth	31/03/2026	\$ -3,10	\$ 1,01	↓	
Import Growth	31/03/2026	\$ 1,51	\$ 10,85	↓	
Foreign Reserves	30/04/2026	\$ 146,20	\$ 148,15	↓	
Balance of Payment	31/03/2026	\$ -4,008	\$ -2,478	↓	

Foreign currency (US\$) and Money Market (Rp.)					
Tenor	Sett. Date	BID	OFFER	Gap.	
TOD	29/05/2026	17.795	17.795	0,00	
TOM	30/05/2026	17.799	17.801	2,39	
SPOT	03/06/2026	17.799	17.801	2,39	
NDF 1Mo.	03/07/2026	17.853	17.862	9,00	
D-NDF 3Mo.	03/09/2026	17.928	17.936	8,00	
1 Wk.	10/06/2026	17.803	17.805	2,25	
2 Wk.	17/06/2026	17.814	17.820	6,00	
1 Mo.	03/07/2026	17.831	17.835	3,71	
2 Mo.	03/08/2026	17.867	17.877	10,00	
3 Mo.	03/09/2026	17.906	17.916	10,00	
6 Mo.	03/12/2026	18.000	18.025	25,00	
1 Yr.	03/06/2027	18.213	18.220	7,50	

Money Market Rates (ACT/360)									
RATE	O/N	1 Wk	2 Wk	1 Mo	2 Mo	3 Mo	6 Mo	9 Mo	1 Yr
INTERBANK (IDR)	5,31%	5,78%	5,95%	6,28%	#VALUE!	6,40%	no data	no data	no data
INTERBANK (USD)	3,63%	3,65%	3,69%	3,72%	3,82%	3,88%	4,00%	4,05%	4,19%
INDONESIA	5,31%								

Indonesia Government Bond									
Seri	Coupon	Bid	Offer	Bid Yield	Day(s) to Next Coupon	Last Week	Last Month	Day(s) to maturity	Trend
FR0064	6,125	99,05	99,30	6,647	165	99,06	99,72	702 Hari	↓
FR0090	5,125	98,71	98,94	6,670	134	98,76	99,03	312 Hari	↓
FR0091	6,375	98,10	98,48	6,771	134	98,14	98,20	2114 Hari	↓
FR0092	7,125	102,21	102,83	6,895	12	102,64	103,32	5776 Hari	↓
FR0093	6,375	96,37	97,33	6,845	42	96,78	97,17	4004 Hari	↓
FR0089	6,875	98,85	99,72	6,971	73	99,12	100,04	9078 Hari	↓
FR0095	6,375	99,51	99,94	6,611	73	99,59	100,27	793 Hari	↓
FR0096	7,000	101,19	101,54	6,774	73	101,20	101,43	2415 Hari	↓
FR0100	6,625	99,05	99,36	6,783	73	98,90	98,92	2775 Hari	↑
FR0101	6,875	100,63	101,01	6,627	134	100,79	101,27	1033 Hari	↓
FR0102	6,875	99,03	99,71	6,953	42	99,41	99,88	10128 Hari	↓
FR0103	6,750	99,50	99,88	6,823	42	99,31	99,34	3283 Hari	↑
FR0104	6,500	99,22	99,50	6,717	42	99,16	99,51	1482 Hari	↑
FR0105	6,875	99,31	99,73	6,926	42	99,67	100,36	13731 Hari	↓
FR0106	7,125	102,22	102,71	6,876	73	102,53	102,31	5116 Hari	↓
FR0107	7,125	102,73	103,16	6,866	73	103,03	103,56	6917 Hari	↓
FR0108	6,500	98,49	98,75	6,710	134	98,45	97,68	3555 Hari	↑
FR0098	7,125	101,96	102,43	6,883	12	102,03	102,36	4335 Hari	↓
FR0097	7,125	102,59	103,10	6,864	12	102,73	103,76	6136 Hari	↓
PBS012	8,875	112,15	112,88	6,211	165	112,53	112,43	1964 Hari	↓
PBS003	6,000	99,74	99,84	6,414	42	99,77	100,15	223 Hari	↓
PBS033	6,750	100,16	100,96	6,736	12	100,41	100,42	7577 Hari	↓
PBS037	6,875	101,43	102,07	6,671	104	101,40	101,40	3524 Hari	↑
PBS029	6,375	100,35	100,94	6,316	104	100,61	101,00	2803 Hari	↓
PBS034	6,500	97,10	97,59	6,839	12	97,27	99,46	4695 Hari	↓
PBS038	6,875	100,24	100,92	6,854	12	101,48	101,53	8478 Hari	↓
PBS004	6,100	95,67	95,96	6,670	73	96,12	97,03	3856 Hari	↓
PBS030	5,875	98,57	98,72	6,602	42	98,51	99,24	762 Hari	↑
PBS039	6,625	100,12	100,49	6,611	42	100,35	100,16	5445 Hari	↓
PBS032	4,875	99,84	99,85	6,034	42	99,83	96,94	41 Hari	↑



Tim Riset:
 Ryan Eka Putra - Dealer FI - Ek.7952 - ryanekaputra@banksumselbabel.com
 Disclaimer/ Pernyataan bebas tanggung jawab: Semua data dalam lembaran ini hanya dipergunakan sebagai informasi. Kinerja masa lalu bukan merupakan indikasi kinerja masa depan atau perkiraan performa atas suatu instrumen. Informasi yang dimuat dalam lembaran ini diperoleh dari sumber yang dapat dipercaya, namun BPD Sumsel Babel tidak menjamin kelengkapan atau akurasi. Data, opini dan perkiraan yang diungkapkan dapat berubah tanpa pemberitahuan dan BPD Sumsel Babel tegas menolak setiap dan semua tanggung jawab atas pernyataan dan jaminan, terurut maupun terbalik, yang tercantum di sini, atau yang tidak dicantumkan.