

Fixed Income Daily Report

Tuesday, 09 June 2026 09:03:42

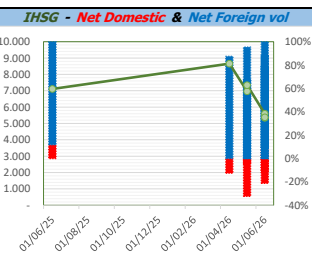
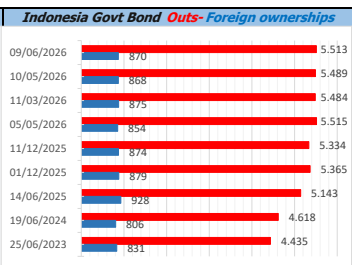
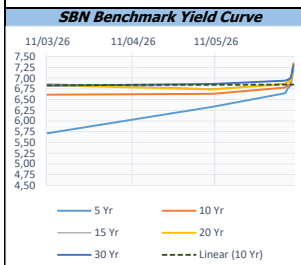
Global Market				Policy rates				
Indicator	price yesterday	TOD price	% chg.	Indicator	Date	Last	Prev.	Trend
USD/IDR Today	18178	18148	-0,17%	BI-7 DS RR		5,25	5,00	↑
SGD/IDR Spot	14092	14100	0,06%	BI - Depfac	20/05/2026	4,25	3,75	↑
MYR/IDR Spot	4464	4469	0,12%	BI - LF		6,00	5,50	↑
SAR/IDR Spot	4843	4831	-0,25%	US Fed's Current Range		3,75	4,00	↓
US - Dow Jones Industrial Average	50867	50786	-0,16%	LPS IDR		3,50	3,75	↓
Tokyo - Nikkei 225	64025	64761	1,14%	LPS USD	30/06/2025	2,00	2,25	↓
Hong Kong - Hang Seng Index	24657	24566	-0,37%	LPS BPR		6,00	6,25	↓
Singapore - Srait Time Index STI	4964	5000	0,72%					
Indonesia - IHSG	5342	5376	0,63%					
WTI Crude Oil Future/ barrel	92,13	92,13	0,00%					
Gold Spot \$/Oz	4331,75	4332,68	0,02%					
Ice Newcastle Coal/ metric ton	148,75	151,25	1,65%					
Malaysia CPO Contract (MYR/Metric ton)	4488,00	4488,00	0,00%					

Indonesia Economic Data (in US\$ Billion, or percentage)				
Indicator	Date	Last	Prev.	Trend
GDP (Gross Domestic Bruto)	31/03/2026	5,61	5,39	↑
CPI (YoY)	31/05/2026	3,08	2,42	↓
CPI Core (YoY)	31/05/2026	2,59	6,15	↓
CPI (MoM)	30/04/2026	0,28	0,13	↓
Trade Balance (USD Billion)	30/04/2026	\$ 90	\$ 3.321	↓
Export Growth	30/04/2026	\$ 21,98	\$ -3,10	↑
Import Growth	30/04/2026	\$ 22,49	\$ 1,51	↑
Foreign Reserves	31/05/2026	\$ 144,90	\$ 146,20	↓
Balance of Payment	31/03/2026	\$ -4.008	\$ -2.478	↓

Foreign currency (US\$) and Money Market (Rp.)				
Tenor	Sett. Date	BID	OFFER	Gap.
TOD	09/06/2026	18.130	18.150	20,00
TOM	10/06/2026	18.131	18.151	20,60
SPOT	11/06/2026	18.131	18.151	20,60
NDF 1Mo.	13/07/2026	18.168	18.179	11,00
D-NDF 3Mo.	11/09/2026	18.254	18.268	14,00
1 Wk.	18/06/2026	18.137	18.160	23,00
2 Wk.	25/06/2026	18.145	18.170	25,00
1 Mo.	13/07/2026	18.169	18.194	24,76
2 Mo.	11/08/2026	18.210	18.240	30,29
3 Mo.	11/09/2026	18.255	18.300	45,00
6 Mo.	11/12/2026	18.380	18.440	60,00
1 Yr.	11/06/2027	18.630	18.685	55,00

Money Market Rates (ACT/360)									
RATE	O/N	1 Wk	2 Wk	1 Mo	2 Mo	3 Mo	6 Mo	9 Mo	1 Yr
INTERBANK (IDR)	5,37%	5,76%	6,21%	6,25%	#VALUE!	6,50%	no data	no data	no data
INTERBANK (USD)	3,65%	3,65%	3,68%	3,72%	3,82%	3,87%	4,03%	4,13%	4,22%
INDONESIA	5,37%								

Indonesia Government Bond									
Seri	Coupon	Bid	Offer	Bid Yield	Day(s) to Next Coupon	Last Week	Last Month	Day(s) to maturity	Trend
FR0064	6,125	98,13	98,53	7,175	157	98,73	99,02	694 Hari	↓
FR0090	5,125	98,30	98,66	7,221	126	98,54	98,66	304 Hari	↓
FR0091	6,375	95,50	95,99	7,334	126	97,56	98,16	2106 Hari	↓
FR0092	7,125	101,48	102,07	6,970	4	101,78	102,48	5768 Hari	↓
FR0093	6,375	95,74	96,64	6,930	34	96,31	96,88	3996 Hari	↓
FR0089	6,875	97,86	98,75	7,057	65	98,63	99,10	9070 Hari	↓
FR0095	6,375	98,22	98,80	7,264	65	99,03	99,48	785 Hari	↓
FR0096	7,000	98,23	99,24	7,337	65	100,74	101,14	2408 Hari	↓
FR0100	6,625	96,19	98,53	7,279	65	98,54	99,07	2768 Hari	↓
FR0101	6,875	99,16	99,71	7,200	126	100,10	100,64	1025 Hari	↓
FR0102	6,875	95,44	96,25	7,257	34	98,61	99,36	10120 Hari	↓
FR0103	6,750	96,28	96,74	7,316	34	99,02	99,53	3276 Hari	↓
FR0104	6,500	97,09	97,54	7,334	34	98,54	99,11	1475 Hari	↓
FR0105	6,875	99,40	99,78	6,919	34	99,50	99,52	13723 Hari	↓
FR0106	7,125	98,74	99,10	7,267	65	101,33	102,54	5108 Hari	↓
FR0107	7,125	98,72	99,17	7,248	65	101,55	102,85	6909 Hari	↓
FR0108	6,500	94,64	94,94	7,270	126	97,51	98,56	3547 Hari	↓
FR0098	7,125	98,34	99,25	7,335	4	101,20	101,96	4327 Hari	↓
FR0097	7,125	98,81	101,45	7,248	4	101,86	102,72	6128 Hari	↓
PBS012	8,875	109,80	110,13	6,691	157	110,27	112,52	1956 Hari	↓
PBS003	6,000	99,39	99,62	7,050	34	99,57	99,79	215 Hari	↓
PBS033	6,750	99,20	100,26	6,822	4	100,28	100,56	7569 Hari	↓
PBS037	6,875	100,78	101,55	6,762	96	101,60	101,99	3516 Hari	↓
PBS029	6,375	98,45	99,41	6,632	96	100,58	100,66	2795 Hari	↓
PBS034	6,500	95,34	96,56	7,053	4	97,26	97,35	4687 Hari	↓
PBS038	6,875	99,71	99,93	6,900	4	99,73	100,58	8470 Hari	↓
PBS004	6,100	95,03	95,73	6,760	65	95,50	95,83	3849 Hari	↓
PBS030	5,875	97,31	98,25	7,276	34	98,30	98,55	755 Hari	↓
PBS039	6,625	97,72	100,28	6,869	34	100,16	100,34	5437 Hari	↓
PBS032	4,875	99,79	99,82	6,921	34	99,83	96,94	34 Hari	↓



Tim Riset:
 Ryan Eka Putra - Dealer FI - Ek.7952 - ryanekaputra@banksumselbabel.com
 Disclaimer/ Pernyataan bebas tanggung jawab: Semua data dalam lembaran ini hanya dipergunakan sebagai informasi. Kinerja masa lalu bukan merupakan indikasi kinerja masa depan atau perkiraan performa atas suatu instrumen. Informasi yang dimuat dalam lembaran ini diperoleh dari sumber yang dapat dipercaya, namun BPD Sumsel Babel tidak menjamin kelengkapan atau akurasi. Data, opini dan perkiraan yang diungkapkan dapat berubah tanpa pemberitahuan dan BPD Sumsel Babel tegas menolak setiap dan semua tanggung jawab atas pernyataan dan jaminan, terurut maupun terbalik, yang tercantum di sini, atau yang tidak dicantumkan.