

Fixed Income Daily Report

Friday, 19 June 2026 09:02:01

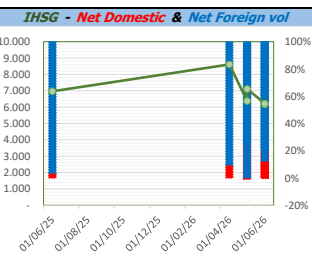
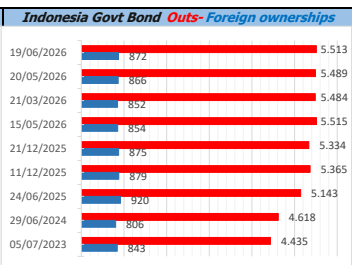
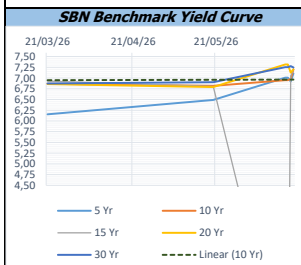
Global Market				Policy rates				
Indicator	price yesterday	TOD price	% chg.	Indicator	Date	Last	Prev.	Trend
USD/IDR Today	17710	17849	0,78%	BI-7 DS RR		5,75	5,00	↑
SGD/IDR Spot	13751	13824	0,53%	BI - Depfac	18/06/2026	4,25	3,75	↑
MYR/IDR Spot	4312	4334	0,51%	BI - LF		6,00	5,50	↑
SAR/IDR Spot	4742	4754	0,25%	US Fed's Current Range		3,75	4,00	↓
US - Dow Jones Industrial Average	51493	51565	0,14%	LPS IDR		3,50	3,75	↓
Tokyo - Nikkei 225	71053	71431	0,53%	LPS USD	30/06/2025	2,00	2,25	↓
Hong Kong - Hang Seng Index	24312	23925	-1,62%	LPS BPR		6,00	6,25	↓
Singapore - Srait Time Index STI	5213	5191	-0,42%					
Indonesia - IHSG	6172	6198	0,41%					
WTI Crude Oil Future/ barrel	107,77	107,77	0,00%					
Gold Spot \$/Oz	4184,67	4185,61	0,02%					
Ice Newcastle Coal/ metric ton	143,80	144,00	0,14%					
Malaysia CPO Contract (MYR/Metric ton)	4406,00	4406,00	0,00%					

Indonesia Economic Data (in US\$ Billion, or percentage)				
Indicator	Date	Last	Prev.	Trend
GDP (Gross Domestic Bruto)	31/03/2026	5,61	5,39	↑
CPI (YoY)	31/05/2026	3,08	2,42	↓
CPI Core (YoY)	31/05/2026	2,59	6,15	↓
CPI (MoM)	30/04/2026	0,28	0,13	↓
Trade Balance (USD Billion)	30/04/2026	\$ 90	\$ 3.321	↓
Export Growth	30/04/2026	\$ 21,98	\$ -3,10	↑
Import Growth	30/04/2026	\$ 22,49	\$ 1,51	↑
Foreign Reserves	31/05/2026	\$ 144,90	\$ 146,20	↓
Balance of Payment	31/03/2026	\$ -4.008	\$ -2.478	↓

Foreign currency (US\$) and Money Market (Rp.)				
Tenor	Sett. Date	BID	OFFER	Gap.
TOD	19/06/2026	17.700	17.720	20,00
TOM	20/06/2026	17.706	17.736	30,21
SPOT	23/06/2026	17.706	17.736	30,21
NDF 1Mo.	23/07/2026	17.878	17.892	14,00
D-NDF 3Mo.	23/09/2026	17.958	17.967	9,00
1 Wk.	30/06/2026	17.710	17.735	25,17
2 Wk.	07/07/2026	17.721	17.749	28,94
1 Mo.	23/07/2026	17.737	17.765	28,06
2 Mo.	24/08/2026	17.777	17.805	28,17
3 Mo.	23/09/2026	17.813	17.858	45,00
6 Mo.	23/12/2026	17.920	17.970	50,00
1 Yr.	23/06/2027	18.140	18.201	60,91

Money Market Rates (ACT/360)								
RATE	O/N	1 Wk	2 Wk	1 Mo	3 Mo	6 Mo	9 Mo	1 Yr
INTERBANK (IDR)	6,62%	6,61%	6,76%	6,84%	#VALUE!	7,15%	no data	no data
INTERBANK (USD)	3,64%	3,67%	3,70%	3,75%	3,85%	3,93%	4,11%	4,25%
INDONESIA	6,62%							

Indonesia Government Bond									
Seri	Coupon	Bid	Offer	Bid Yield	Day(s) to Next Coupon	Last Week	Last Month	Day(s) to maturity	Trend
FR0064	6,125	98,41	98,85	7,029	145	98,20	99,02	683 Hari	↑
FR0090	5,125	98,40	98,59	7,170	114	98,41	98,66	292 Hari	↓
FR0091	6,375	97,08	97,71	6,992	114	95,95	98,16	2094 Hari	↑
FR0092	7,125	99,01	100,19	7,230	175	96,94	102,48	5756 Hari	↑
FR0093	6,375	93,61	94,89	7,223	22	92,58	96,88	3985 Hari	↑
FR0089	6,875	94,68	96,18	7,341	53	94,15	99,10	9058 Hari	↑
FR0095	6,375	98,47	99,03	7,152	53	98,46	99,48	773 Hari	↑
FR0096	7,000	99,04	100,34	7,181	53	98,18	101,14	2396 Hari	↑
FR0100	6,625	96,72	97,16	7,187	53	96,36	99,07	2756 Hari	↑
FR0101	6,875	99,42	99,96	7,102	114	99,18	100,64	1013 Hari	↑
FR0102	6,875	94,29	95,46	7,358	22	93,95	99,36	10109 Hari	↑
FR0103	6,750	96,94	97,69	7,215	22	96,27	99,53	3264 Hari	↑
FR0104	6,500	97,69	98,23	7,164	22	97,29	99,11	1463 Hari	↑
FR0105	6,875	99,56	99,89	6,907	22	93,47	99,52	13712 Hari	↑
FR0106	7,125	99,41	99,89	7,191	53	97,81	102,54	5096 Hari	↑
FR0107	7,125	99,52	100,32	7,170	53	97,32	102,85	6897 Hari	↑
FR0108	6,500	96,13	96,67	7,051	114	94,02	98,56	3535 Hari	↑
FR0098	7,125	99,39	100,06	7,201	175	97,03	101,96	4315 Hari	↑
FR0097	7,125	99,26	100,21	7,201	175	97,22	102,66	6116 Hari	↑
PBS012	8,875	109,80	110,26	6,680	145	110,27	112,52	1944 Hari	↓
PBS003	6,000	99,44	99,62	7,025	22	99,48	99,96	203 Hari	↓
PBS033	6,750	97,86	98,14	6,945	175	100,24	100,60	7557 Hari	↓
PBS037	6,875	101,31	101,43	6,688	84	101,44	101,99	3504 Hari	↓
PBS029	6,375	99,03	99,16	6,534	84	99,37	100,66	2783 Hari	↓
PBS034	6,500	95,83	96,36	6,994	175	97,02	99,01	4675 Hari	↓
PBS038	6,875	99,75	99,88	6,896	175	99,82	100,40	8459 Hari	↓
PBS004	6,100	95,27	96,08	6,728	53	95,56	95,83	3837 Hari	↓
PBS030	5,875	98,27	98,79	6,787	22	98,40	98,55	743 Hari	↓
PBS039	6,625	98,70	99,25	6,763	22	98,83	100,33	5426 Hari	↓
PBS032	4,875	99,83	99,87	7,465	22	99,88	96,94	22 Hari	↓



Tim Riset:
Ryan Eka Putra - Dealer FI - Ek.7952 - ryanekaputra@banksumselbabel.com

Disclaimer/ Pernyataan bebas tanggung jawab: Semua data dalam lembaran ini hanya dipergunakan sebagai informasi. Kinerja masa lalu bukan merupakan indikasi kinerja masa depan atau perkiraan performa atas suatu instrumen. Informasi yang dimuat dalam lembaran ini diperoleh dari sumber yang dapat dipercaya, namun BPD Sumsel Babel tidak menjamin kelengkapan atau akurasi. Data, opini dan perkiraan yang diungkapkan dapat berubah tanpa pemberitahuan dan BPD Sumsel Babel tegas menolak setiap dan semua tanggung jawab atas pernyataan dan jaminan, terurut maupun terisrat, yang tercantum di sini, atau yang tidak dicantumkan.