

### Fixed Income Daily Report

Tuesday, 23 June 2026 09:01:30

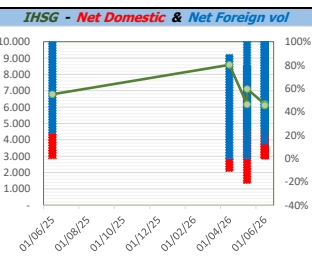
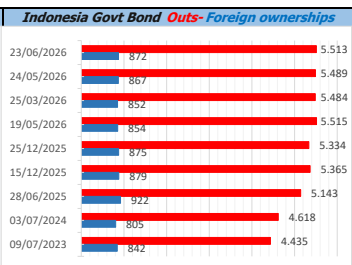
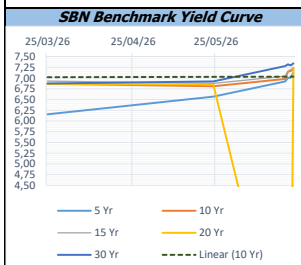
Global Market				Policy rates				
Indicator	price yesterday	TOD price	% chg.	Indicator	Date	Last	Prev.	Trend
USD/IDR Today	17832	17862	0,17%	BI-7 DS RR		5,75	5,00	↑
SGD/IDR Spot	13768	13788	0,14%	BI - Depfac	18/06/2026	4,25	3,75	↑
MYR/IDR Spot	4295	4295	0,02%	BI - LF		6,00	5,50	↑
SAR/IDR Spot	4753	4755	0,04%	US Fed's Current Range		3,75	4,00	↓
US - Dow Jones Industrial Average	51565	51713	0,29%	LPS IDR		3,50	3,75	↓
Tokyo - Nikkei 225	72354	71800	-0,77%	LPS USD	30/06/2025	2,00	2,25	↓
Hong Kong - Hang Seng Index	23769	23760	-0,04%	LPS BPR		6,00	6,25	↓
Singapore - Srait Time Index STI	5204	5214	0,20%					
Indonesia - IHSG	6117	6099	-0,29%					
WTI Crude Oil Future/ barrel	107,77	107,77	0,00%					
Gold Spot \$/Oz	4159,90	4160,95	0,03%					
Ice Newcastle Coal/ metric ton	144,00	143,90	-0,07%					
Malaysia CPO Contract (MYR/Metric ton)	4406,00	4406,00	0,00%					

Indonesia Economic Data (in US\$ Billion, or percentage)				
Indicator	Date	Last	Prev.	Trend
GDP (Gross Domestic Bruto)	31/03/2026	5,61	5,39	↑
CPI (YoY)	31/05/2026	3,08	2,42	↓
CPI Core (YoY)	31/05/2026	2,59	6,15	↓
CPI (MoM)	30/04/2026	0,28	0,13	↓
Trade Balance (USD Billion)	30/04/2026	\$ 90	\$ 3.321	↓
Export Growth	30/04/2026	\$ 21,98	\$ -3,10	↑
Import Growth	30/04/2026	\$ 22,49	\$ 1,51	↑
Foreign Reserves	31/05/2026	\$ 144,90	\$ 146,20	↓
Balance of Payment	31/03/2026	\$ -4.008	\$ -2.478	↓

Foreign currency (US\$) and Money Market (Rp.)				
Tenor	Sett. Date	BID	OFFER	Gap.
TOD	23/06/2026	17.830	17.840	10,00
TOM	24/06/2026	17.831	17.842	10,80
SPOT	25/06/2026	17.831	17.842	10,80
NDF 1Mo.	27/07/2026	17.874	17.887	13,00
D-NDF 3Mo.	25/09/2026	17.952	17.964	12,00
1 Wk.	02/07/2026	17.838	17.853	15,00
2 Wk.	09/07/2026	17.846	17.861	14,85
1 Mo.	27/07/2026	17.865	17.880	15,07
2 Mo.	26/08/2026	17.904	17.920	16,54
3 Mo.	25/09/2026	17.941	17.966	24,91
6 Mo.	28/12/2026	18.045	18.070	25,00
1 Yr.	25/06/2027	18.251	18.298	46,53

Money Market Rates (ACT/360)								
RATE	O/N	1 Wk	2 Wk	1 Mo	3 Mo	6 Mo	9 Mo	1 Yr
INTERBANK (IDR)	5,92%	6,73%	6,84%	6,88%	#VALUE!	7,17%	no data	no data
INTERBANK (USD)	3,64%	3,66%	3,71%	3,74%	3,89%	3,96%	4,14%	4,25%
<b>INDONESIA</b>	<b>5,92%</b>							

Indonesia Government Bond									
Seri	Coupon	Bid	Offer	Bid Yield	Day(s) to Next Coupon	Last Week	Last Month	Day(s) to maturity	Trend
FR0064	6,125	98,34	98,63	7,076	143	98,61	99,11	681 Hari	↓
FR0090	5,125	98,47	98,63	7,096	112	98,49	98,66	290 Hari	↓
FR0091	6,375	96,19	96,95	7,186	112	97,39	98,16	2092 Hari	↓
FR0092	7,125	98,79	99,44	7,254	173	99,24	102,48	5754 Hari	↓
FR0093	6,375	93,38	94,45	7,256	20	94,14	96,88	3983 Hari	↓
FR0089	6,875	95,05	96,13	7,307	51	95,49	99,10	9056 Hari	↓
FR0095	6,375	98,50	98,93	7,137	51	98,75	99,48	771 Hari	↓
FR0096	7,000	98,99	99,93	7,192	51	99,62	101,14	2394 Hari	↓
FR0100	6,625	96,63	97,06	7,204	51	96,84	99,07	2754 Hari	↓
FR0101	6,875	99,32	99,80	7,141	112	99,66	100,64	1011 Hari	↓
FR0102	6,875	94,89	95,60	7,306	20	94,68	99,36	10107 Hari	↑
FR0103	6,750	96,92	97,37	7,219	20	97,31	99,53	3262 Hari	↓
FR0104	6,500	97,70	98,10	7,162	20	98,01	99,11	1461 Hari	↓
FR0105	6,875	94,71	95,25	7,287	20	99,73	99,52	13710 Hari	↓
FR0106	7,125	99,19	99,65	7,216	51	99,61	102,54	5094 Hari	↓
FR0107	7,125	99,41	100,00	7,181	51	99,77	102,85	6895 Hari	↓
FR0108	6,500	95,70	96,06	7,131	112	96,12	98,56	3533 Hari	↓
FR0098	7,125	99,05	99,54	7,245	173	99,46	101,96	4313 Hari	↓
FR0097	7,125	98,64	99,54	7,265	173	96,93	102,72	6114 Hari	↑
PBS012	8,875	109,80	110,26	6,679	143	110,03	112,52	1942 Hari	↓
PBS003	6,000	99,43	99,59	7,053	20	99,51	99,96	201 Hari	↓
PBS033	6,750	97,70	97,98	6,960	173	98,03	100,60	7555 Hari	↓
PBS037	6,875	100,37	100,68	6,820	82	101,00	101,99	3502 Hari	↓
PBS029	6,375	99,03	99,16	6,534	82	99,10	100,66	2781 Hari	↓
PBS034	6,500	95,54	96,06	7,029	173	96,01	99,01	4673 Hari	↓
PBS038	6,875	99,75	99,87	6,896	173	99,81	100,40	8457 Hari	↓
PBS004	6,100	95,44	95,60	6,705	51	95,58	95,95	3835 Hari	↓
PBS030	5,875	98,27	98,79	6,788	20	98,53	98,55	741 Hari	↓
PBS039	6,625	98,61	99,17	6,773	20	98,93	100,33	5424 Hari	↓
PBS032	4,875	99,85	99,87	7,404	20	99,86	96,94	20 Hari	↓



Tim Riset:  
Ryan Eka Putra - Dealer FI - Ek.7952 - ryanekaputra@banksmselbabel.com

**Disclaimer/ Pernyataan bebas tanggung jawab:** Semua data dalam lembaran ini hanya dipergunakan sebagai informasi. Kinerja masa lalu bukan merupakan indikasi kinerja masa depan atau perkiraan performa atau suatu instrumen. Informasi yang dimuat dalam lembaran ini diperoleh dari sumber yang dapat dipercaya, namun BPD Sumsel Babel tidak menjamin kelengkapan atau akurasi. Data, opini dan perkiraan yang diungkapkan dapat berubah tanpa pemberitahuan dan BPD Sumsel Babel tegas menentang setiap dan semua tanggung jawab atau pernyataan dan jaminan, terurut maupun terisrat, yang tercantum di sini, atau yang tidak dicantumkan.