

Fixed Income Daily Report

Thursday, 25 June 2026 09:00:22

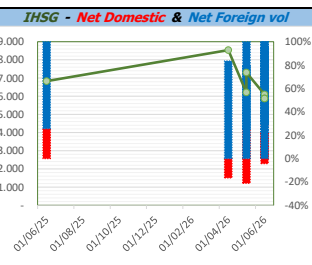
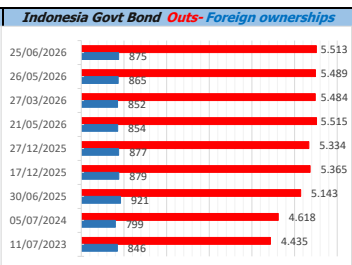
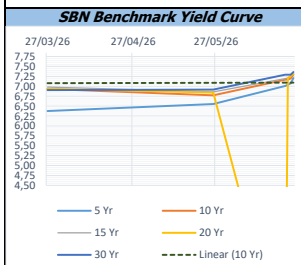
Global Market				Policy rates				
Indicator	price yesterday	TOD price	% chg.	Indicator	Date	Last	Prev.	Trend
USD/IDR Today	17845	17943	0,55%	BI-7 DS RR		5,75	5,00	↑
SGD/IDR Spot	13782	13833	0,37%	BI - Depfac	18/06/2026	4,25	3,75	↑
MYR/IDR Spot	4306	4340	0,78%	BI - LF		6,00	5,50	↑
SAR/IDR Spot	4784	4782	-0,04%	US Fed's Current Range		3,75	4,00	↓
US - Dow Jones Industrial Average	51667	51849	0,35%	LPS IDR		3,50	3,75	↓
Tokyo - Nikkei 225	69175	71509	3,26%	LPS USD	30/06/2025	2,00	2,25	↓
Hong Kong - Hang Seng Index	23412	23100	-1,35%	LPS BPR		6,00	6,25	↓
Singapore - Srait Time Index STI	5216	5222	0,11%					
Indonesia - IHSG	5884	5871	-0,23%					
WTI Crude Oil Future/ barrel	107,77	107,77	0,00%					
Gold Spot \$/Oz	3978,78	3979,88	0,03%					
Ice Newcastle Coal/ metric ton	143,95	143,55	-0,28%					
Malaysia CPO Contract (MYR/Metric ton)	4406,00	4406,00	0,00%					

Indonesia Economic Data (in US\$ Billion, or percentage)					
Indicator	Date	Last	Prev.	Trend	
GDP (Gross Domestic Bruto)	31/03/2026	5,61	5,39	↑	
CPI (YoY)	31/05/2026	3,08	2,42	↓	
CPI Core (YoY)	31/05/2026	2,59	6,15	↓	
CPI (MoM)	30/04/2026	0,28	0,13	↓	
Trade Balance (USD Billion)	30/04/2026	\$ 90	\$ 3.321	↓	
Export Growth	30/04/2026	\$ 21,98	\$ -3,10	↑	
Import Growth	30/04/2026	\$ 22,49	\$ 1,51	↑	
Foreign Reserves	31/05/2026	\$ 144,90	\$ 146,20	↓	
Balance of Payment	31/03/2026	\$ -4.008	\$ -2.478	↓	

Foreign currency (US\$) and Money Market (Rp.)					
Tenor	Sett. Date	BID	OFFER	Gap.	
TOD	25/06/2026	17.950	17.955	5,00	
TOM	26/06/2026	17.952	17.957	5,33	
SPOT	29/06/2026	17.952	17.957	5,33	
NDF 1Mo.	29/07/2026	18.000	18.010	10,00	
D-NDF 3Mo.	29/09/2026	18.086	18.096	10,00	
1 Wk.	06/07/2026	17.959	17.967	7,75	
2 Wk.	13/07/2026	17.969	17.977	8,78	
1 Mo.	29/07/2026	17.987	17.996	8,60	
2 Mo.	31/08/2026	18.026	18.040	14,15	
3 Mo.	29/09/2026	18.060	18.082	22,00	
6 Mo.	29/12/2026	18.169	18.190	21,48	
1 Yr.	29/06/2027	18.374	18.407	32,49	

Money Market Rates (ACT/360)									
RATE	O/N	1 Wk	2 Wk	1 Mo	2 Mo	3 Mo	6 Mo	9 Mo	1 Yr
INTERBANK (IDR)	5,65%	6,53%	6,73%	6,83%	#VALUE!	7,15%	no data	no data	no data
INTERBANK (USD)	3,65%	3,70%	3,69%	3,74%	3,89%	3,94%	4,12%	4,23%	4,38%
INDONESIA	5,65%								

Indonesia Government Bond									
Seri	Coupon	Bid	Offer	Bid Yield	Day(s) to Next Coupon	Last Week	Last Month	Day(s) to maturity	Trend
FR0064	6,125	98,22	98,49	7,145	139	98,63	99,02	677 Hari	↓
FR0090	5,125	98,42	98,68	7,167	108	98,49	98,66	286 Hari	↓
FR0091	6,375	95,82	96,19	7,268	108	97,39	98,16	2088 Hari	↓
FR0092	7,125	97,87	98,75	7,353	169	99,24	102,48	5750 Hari	↓
FR0093	6,375	92,89	93,77	7,324	16	94,14	96,88	3979 Hari	↓
FR0089	6,875	94,83	96,01	7,327	47	95,49	99,10	9052 Hari	↓
FR0095	6,375	98,37	98,84	7,204	47	98,75	99,48	767 Hari	↓
FR0096	7,000	98,70	99,20	7,249	47	99,62	101,14	2390 Hari	↓
FR0100	6,625	96,04	96,87	7,308	47	96,84	99,07	2750 Hari	↓
FR0101	6,875	99,14	99,61	7,213	108	99,66	100,64	1007 Hari	↓
FR0102	6,875	94,22	95,12	7,364	16	94,68	99,36	10103 Hari	↓
FR0103	6,750	96,47	97,07	7,289	16	97,31	99,53	3258 Hari	↓
FR0104	6,500	97,16	97,69	7,320	16	98,01	99,11	1457 Hari	↓
FR0105	6,875	93,87	94,63	7,357	16	99,73	99,52	13706 Hari	↓
FR0106	7,125	98,46	98,98	7,300	47	99,61	102,54	5090 Hari	↓
FR0107	7,125	98,19	98,94	7,300	47	99,77	102,85	6891 Hari	↓
FR0108	6,500	95,03	95,38	7,214	108	96,12	98,56	3529 Hari	↓
FR0098	7,125	98,55	99,13	7,308	169	99,46	101,96	4309 Hari	↓
FR0097	7,125	98,06	98,97	7,327	169	96,93	102,72	6110 Hari	↑
PBS012	8,875	109,79	110,25	6,678	139	110,03	112,52	1938 Hari	↓
PBS003	6,000	99,27	99,61	7,363	16	99,34	99,79	197 Hari	↓
PBS033	6,750	97,87	98,15	6,944	169	98,03	100,60	7551 Hari	↓
PBS037	6,875	100,24	100,55	6,838	78	101,00	101,99	3498 Hari	↓
PBS029	6,375	98,90	99,03	6,556	78	99,10	100,66	2777 Hari	↓
PBS034	6,500	95,55	96,10	7,028	169	96,01	99,01	4669 Hari	↓
PBS038	6,875	99,75	99,87	6,896	169	99,81	100,40	8453 Hari	↓
PBS004	6,100	94,97	95,46	6,770	47	95,58	95,95	3831 Hari	↓
PBS030	5,875	98,30	98,82	6,774	16	98,53	98,55	737 Hari	↓
PBS039	6,625	98,33	98,88	6,804	16	98,93	100,33	5420 Hari	↓
PBS032	4,875	99,86	99,90	7,323	16	99,86	96,94	16 Hari	↑



Tim Riset: Ryan Eka Putra - Dealer FI - Ek.7952 - ryanekaputra@banksumselbabel.com
 Disclaimer/ Pernyataan bebas tanggung jawab: Semua data dalam lembaran ini hanya dipergunakan sebagai informasi. Kinerja masa lalu bukan merupakan indikasi kinerja masa depan atau perkiraan performa atas suatu instrumen. Informasi yang dimuat dalam lembaran ini diperoleh dari sumber yang dapat dipercaya, namun BPD Sumsel Babel tidak menjamin kelengkapan atau akurasi. Data, opini dan perkiraan yang diungkapkan dapat berubah tanpa pemberitahuan dan BPD Sumsel Babel tegas menolai setiap dan semua tanggung jawab atas pernyataan dan jaminan, terurut maupun tertulis, yang tercantum di sini, atau yang tidak dicantumkan.