

Fixed Income Daily Report

Friday, 26 June 2026 09:00:57

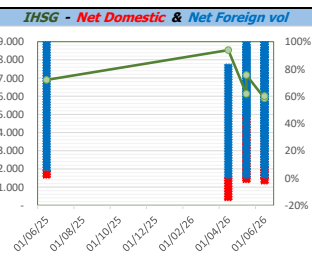
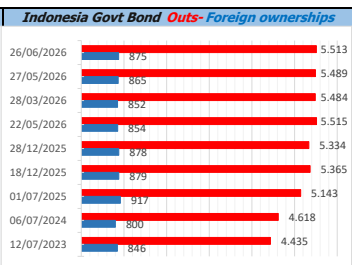
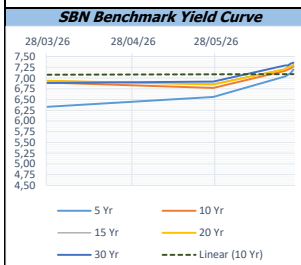
Global Market				Policy rates				
Indicator	price yesterday	TOD price	% chg.	Indicator	Date	Last	Prev.	Trend
USD/IDR Today	17925	17972	0,26%	BI-7 DS RR		5,75	5,00	↑
SGD/IDR Spot	13833	13828	-0,04%	BI - Depfac	18/06/2026	4,25	3,75	↑
MYR/IDR Spot	4354	4377	0,53%	BI - LF		6,00	5,50	↑
SAR/IDR Spot	4780	4790	0,21%	US Fed's Current Range		3,75	4,00	↓
US - Dow Jones Industrial Average	51849	51921	0,14%	LPS IDR		3,50	3,75	↓
Tokyo - Nikkei 225	72366	69934	-3,48%	LPS USD	30/06/2025	2,00	2,25	↓
Hong Kong - Hang Seng Index	23077	22789	-1,26%	LPS BPR		6,00	6,25	↓
Singapore - Srait Time Index STI	5219	5191	-0,53%					
Indonesia - IHSG	5999	6005	0,10%					
WTI Crude Oil Future/ barrel	107,77	107,77	0,00%					
Gold Spot \$/Oz	4020,23	4021,28	0,03%					
Ice Newcastle Coal/ metric ton	143,55	143,20	-0,24%					
Malaysia CPO Contract (MYR/Metric ton)	4406,00	4406,00	0,00%					

Indonesia Economic Data (in US\$ Billion, or percentage)				
Indicator	Date	Last	Prev.	Trend
GDP (Gross Domestic Bruto)	31/03/2026	5,61	5,39	↑
CPI (YoY)	31/05/2026	3,08	2,42	↓
CPI Core (YoY)	31/05/2026	2,59	6,15	↓
CPI (MoM)	30/04/2026	0,28	0,13	↓
Trade Balance (USD Billion)	30/04/2026	\$ 90	\$ 3.321	↓
Export Growth	30/04/2026	\$ 21,98	\$ -3,10	↑
Import Growth	30/04/2026	\$ 22,49	\$ 1,51	↑
Foreign Reserves	31/05/2026	\$ 144,90	\$ 146,20	↓
Balance of Payment	31/03/2026	\$ -4.008	\$ -2.478	↓

Foreign currency (US\$) and Money Market (Rp.)				
Tenor	Sett. Date	BID	OFFER	Gap.
TOD	26/06/2026	17.945	17.950	5,00
TOM	27/06/2026	17.947	17.955	7,78
SPOT	30/06/2026	17.947	17.955	7,78
NDF 1Mo.	31/07/2026	18.018	18.031	13,00
D-NDF 3Mo.	30/09/2026	18.101	18.115	14,00
1 Wk.	07/07/2026	17.956	17.963	7,31
2 Wk.	14/07/2026	17.965	17.978	13,00
1 Mo.	31/07/2026	17.988	17.995	7,05
2 Mo.	31/08/2026	18.027	18.040	13,14
3 Mo.	30/09/2026	18.065	18.080	15,00
6 Mo.	31/12/2026	18.165	18.190	25,00
1 Yr.	30/06/2027	18.390	18.430	40,00

Money Market Rates (ACT/360)									
RATE	O/N	1 Wk	2 Wk	1 Mo	2 Mo	3 Mo	6 Mo	9 Mo	1 Yr
INTERBANK (IDR)	5,73%	6,83%	6,93%	6,80%	#VALUE!	7,15%	no data	no data	no data
INTERBANK (USD)	3,66%	3,70%	3,69%	3,74%	3,88%	3,96%	4,11%	4,24%	4,35%
INDONESIA	5,73%								

Indonesia Government Bond									
Seri	Coupon	Bid	Offer	Bid Yield	Day(s) to Next Coupon	Last Week	Last Month	Day(s) to maturity	Trend
FR0064	6,125	98,34	98,49	7,077	138	98,63	99,02	676 Hari	↓
FR0090	5,125	98,41	98,64	7,210	107	98,49	98,66	285 Hari	↓
FR0091	6,375	96,06	96,71	7,215	107	97,39	98,16	2087 Hari	↓
FR0092	7,125	97,92	99,14	7,348	168	99,24	102,48	5749 Hari	↓
FR0093	6,375	93,06	94,04	7,300	15	94,14	96,88	3978 Hari	↓
FR0089	6,875	94,77	95,77	7,333	46	95,49	99,10	9051 Hari	↓
FR0095	6,375	98,45	98,80	7,165	46	98,75	99,48	766 Hari	↓
FR0096	7,000	98,97	99,34	7,196	46	99,62	101,14	2389 Hari	↓
FR0100	6,625	96,38	96,85	7,249	46	96,84	99,07	2749 Hari	↓
FR0101	6,875	99,23	99,68	7,180	107	99,66	100,64	1006 Hari	↓
FR0102	6,875	94,27	95,15	7,361	15	94,68	99,36	10102 Hari	↓
FR0103	6,750	96,90	97,44	7,222	15	97,31	99,53	3257 Hari	↓
FR0104	6,500	97,72	98,09	7,158	15	98,01	99,11	1456 Hari	↓
FR0105	6,875	93,96	94,68	7,349	15	99,73	99,52	13705 Hari	↓
FR0106	7,125	98,69	99,25	7,273	46	99,61	102,54	5089 Hari	↓
FR0107	7,125	98,60	99,35	7,260	46	99,77	102,85	6890 Hari	↓
FR0108	6,500	95,17	95,76	7,194	107	96,12	98,56	3528 Hari	↓
FR0098	7,125	98,85	99,52	7,270	168	99,46	101,96	4308 Hari	↓
FR0097	7,125	98,25	99,15	7,306	168	96,93	102,72	6109 Hari	↑
PBS012	8,875	109,79	110,25	6,676	138	110,03	112,52	1937 Hari	↓
PBS003	6,000	99,29	99,61	7,332	15	99,34	99,79	196 Hari	↓
PBS033	6,750	97,77	98,04	6,954	168	98,03	100,60	7550 Hari	↓
PBS037	6,875	100,60	100,91	6,788	77	101,00	101,99	3497 Hari	↓
PBS029	6,375	98,77	98,90	6,579	77	99,10	100,66	2776 Hari	↓
PBS034	6,500	94,85	95,41	7,114	168	96,01	99,01	4668 Hari	↓
PBS038	6,875	99,75	99,87	6,896	168	99,81	100,40	8452 Hari	↓
PBS004	6,100	95,36	95,85	6,716	46	95,58	95,95	3830 Hari	↓
PBS030	5,875	98,30	98,83	6,777	15	98,53	98,55	736 Hari	↓
PBS039	6,625	98,30	98,86	6,807	15	98,93	100,33	5419 Hari	↓
PBS032	4,875	99,87	99,91	7,581	15	99,86	96,94	15 Hari	↑



Tim Riset:
 Ryan Eka Putra - Dealer FI - Ek.7952 - ryanekaputra@banksumselbabel.com
 Disclaimer/ Pernyataan bebas tanggung jawab: Semua data dalam lembaran ini hanya dipergunakan sebagai informasi. Kinerja masa lalu bukan merupakan indikasi kinerja masa depan atau perkiraan performa atas suatu instrumen. Informasi yang dimuat dalam lembaran ini diperoleh dari sumber yang dapat dipercaya, namun BPD Sumsel Babel tidak menjamin kelengkapan atau akurasi. Data, opini dan perkiraan yang diungkapkan dapat berubah tanpa pemberitahuan dan BPD Sumsel Babel tegas menentang setiap dan semua tanggung jawab atas pernyataan dan jaminan, terurut maupun terisrat, yang tercantum di sini, atau yang tidak dicantumkan.