

Fixed Income Daily Report

Tuesday, 30 June 2026 09:00:26

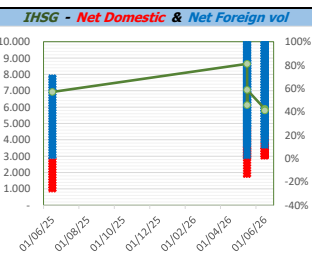
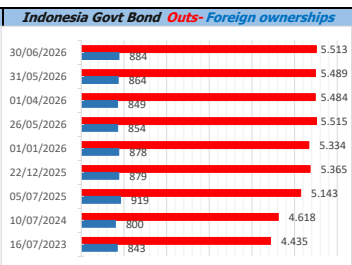
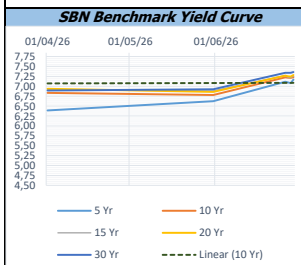
Global Market				Policy rates				
Indicator	price yesterday	TOD price	% chg.	Indicator	Date	Last	Prev.	Trend
USD/IDR Today	17848	17876	0,16%	BI-7 DS RR		5,75	5,00	↑
SGD/IDR Spot	13834	13803	-0,23%	BI - Depfac	18/06/2026	4,25	3,75	↑
MYR/IDR Spot	4379	4395	0,36%	BI - LF		6,00	5,50	↑
SAR/IDR Spot	4753	4754	0,02%	US Fed's Current Range		3,75	4,00	↓
US - Dow Jones Industrial Average	51876	52183	0,59%	LPS IDR		3,50	3,75	↓
Tokyo - Nikkei 225	69468	69890	0,60%	LPS USD	30/06/2025	2,00	2,25	↓
Hong Kong - Hang Seng Index	23027	22930	-0,42%	LPS BPR		6,00	6,25	↓
Singapore - Srait Time Index STI	5209	5189	-0,38%					
Indonesia - IHSG	5821	5792	-0,49%					
WTI Crude Oil Future/ barrel	107,77	107,77	0,00%					
Gold Spot \$/Oz	3969,89	3971,05	0,03%					
Ice Newcastle Coal/ metric ton	126,00	127,70	1,33%					
Malaysia CPO Contract (MYR/Metric ton)	4406,00	4406,00	0,00%					

Indonesia Economic Data (in US\$ Billion, or percentage)					
Indicator	Date	Last	Prev.	Trend	
GDP (Gross Domestic Bruto)	31/03/2026	5,61	5,39	↑	
CPI (YoY)	31/05/2026	3,08	2,42	↓	
CPI Core (YoY)	31/05/2026	2,59	6,15	↓	
CPI (MoM)	30/04/2026	0,28	0,13	↓	
Trade Balance (USD Billion)	30/04/2026	\$ 90	\$ 3.321	↓	
Export Growth	30/04/2026	\$ 21,98	\$ -3,10	↑	
Import Growth	30/04/2026	\$ 22,49	\$ 1,51	↑	
Foreign Reserves	31/05/2026	\$ 144,90	\$ 146,20	↓	
Balance of Payment	31/03/2026	\$ -4.008	\$ -2.478	↓	

Foreign currency (US\$) and Money Market (Rp.)					
Tenor	Sett. Date	BID	OFFER	Gap.	
TOD	30/06/2026	17.850	17.860	10,00	
TOM	01/07/2026	17.852	17.863	11,48	
SPOT	02/07/2026	17.852	17.863	11,48	
NDF 1Mo.	03/08/2026	17.908	17.917	9,00	
D-NDF 3Mo.	02/10/2026	17.988	17.998	10,00	
1 Wk.	09/07/2026	17.860	17.875	15,00	
2 Wk.	16/07/2026	17.875	17.890	15,00	
1 Mo.	03/08/2026	17.891	17.910	19,29	
2 Mo.	02/09/2026	17.931	17.955	23,66	
3 Mo.	02/10/2026	17.968	17.993	25,39	
6 Mo.	04/01/2027	18.092	18.120	27,99	
1 Yr.	02/07/2027	18.302	18.350	48,50	

Money Market Rates (ACT/360)								
RATE	O/N	1 Wk	2 Wk	1 Mo	3 Mo	6 Mo	9 Mo	1 Yr
INTERBANK (IDR)	6,39%	6,85%	7,21%	7,28%	#VALUE!	7,25%	no data	no data
INTERBANK (USD)	3,63%	3,67%	3,70%	3,75%	3,89%	3,96%	4,13%	4,23%
INDONESIA	6,39%							

Indonesia Government Bond									
Seri	Coupon	Bid	Offer	Bid Yield	Day(s) to Next Coupon	Last Week	Last Month	Day(s) to maturity	Trend
FR0064	6,125	98,20	98,51	7,163	136	98,38	99,02	674 Hari	↓
FR0090	5,125	98,42	98,63	7,200	105	98,53	98,66	283 Hari	↓
FR0091	6,375	96,31	96,94	7,161	105	96,49	98,16	2085 Hari	↓
FR0092	7,125	98,56	99,21	7,278	166	98,79	102,48	5747 Hari	↓
FR0093	6,375	93,12	94,18	7,292	13	93,65	96,88	3976 Hari	↓
FR0089	6,875	94,49	95,47	7,358	44	95,02	99,10	9049 Hari	↓
FR0095	6,375	98,41	98,85	7,191	44	98,67	99,48	764 Hari	↓
FR0096	7,000	99,09	99,40	7,173	44	99,17	101,14	2387 Hari	↓
FR0100	6,625	96,66	96,80	7,200	44	96,58	99,07	2747 Hari	↑
FR0101	6,875	99,26	99,75	7,166	105	99,48	100,64	1004 Hari	↓
FR0102	6,875	94,28	95,27	7,359	13	94,69	99,36	10100 Hari	↓
FR0103	6,750	97,01	97,45	7,206	13	97,26	99,53	3255 Hari	↓
FR0104	6,500	97,78	98,13	7,141	13	97,93	99,11	1454 Hari	↓
FR0105	6,875	94,02	94,71	7,344	13	94,33	99,52	13703 Hari	↓
FR0106	7,125	98,87	99,42	7,253	44	99,07	102,54	5087 Hari	↓
FR0107	7,125	98,82	99,49	7,239	44	99,03	102,85	6888 Hari	↓
FR0108	6,500	95,45	95,78	7,152	105	95,65	98,56	3526 Hari	↓
FR0098	7,125	98,96	99,54	7,256	166	99,28	101,96	4306 Hari	↓
FR0097	7,125	98,51	99,37	7,279	166	98,85	102,72	6107 Hari	↓
PBS012	8,875	109,78	110,24	6,675	136	110,02	112,52	1935 Hari	↓
PBS003	6,000	99,37	99,60	7,204	13	99,52	99,96	194 Hari	↓
PBS033	6,750	97,61	98,15	6,968	166	97,04	100,60	7548 Hari	↑
PBS037	6,875	100,59	100,89	6,790	75	100,74	101,99	3495 Hari	↓
PBS029	6,375	98,90	99,03	6,557	75	98,97	100,66	2774 Hari	↓
PBS034	6,500	94,81	95,37	7,120	166	95,17	99,01	4666 Hari	↓
PBS038	6,875	99,75	99,87	6,896	166	99,81	100,40	8450 Hari	↓
PBS004	6,100	95,18	95,66	6,742	44	95,60	95,95	3828 Hari	↓
PBS030	5,875	98,31	98,83	6,777	13	98,57	98,55	734 Hari	↓
PBS039	6,625	97,99	98,54	6,841	13	97,82	100,33	5417 Hari	↑
PBS032	4,875	99,90	99,94	7,416	13	99,90	96,94	13 Hari	↑



Tim Riset:
Ryan Eka Putra - Dealer FI - 06.7952 - ryanekaputra@banksumselbabel.com

Disclaimer/ Pernyataan bebas tanggung jawab: Semua data dalam lembaran ini hanya dipergunakan sebagai informasi. Kinerja masa lalu bukan merupakan indikasi kinerja masa depan atau perkiraan performa atas suatu instrumen. Informasi yang dimuat dalam lembaran ini diperoleh dari sumber yang dapat dipercaya, namun BPD Sumsel Babel tidak menjamin kelengkapan atau akurasi. Data, opini dan perkiraan yang diungkapkan dapat berubah tanpa pemberitahuan dan BPD Sumsel Babel tegas menentang setiap dan semua tanggung jawab atas pernyataan dan jaminan, terurut maupun terisrat, yang tercantum di sini, atau yang tidak dicantumkan.