

Fixed Income Daily Report

Friday, 03 July 2026 09:00:22

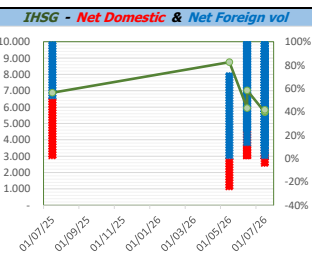
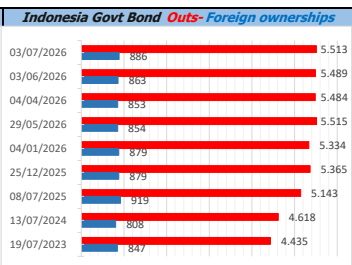
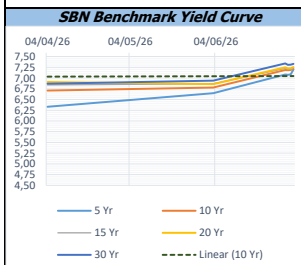
Global Market				Policy rates				
Indicator	price yesterday	TOD price	% chg.	Indicator	Date	Last	Prev.	Trend
USD/IDR Today	17994	17955	-0,22%	BI-7 DS RR		5,75	5,00	↑
SGD/IDR Spot	13846	13912	0,48%	BI - Depfac	18/06/2026	4,25	3,75	↑
MYR/IDR Spot	4416	4419	0,05%	BI - LF		6,00	5,50	↑
SAR/IDR Spot	4793	4793	0,00%	US Fed's Current Range		3,75	4,00	↓
US - Dow Jones Industrial Average	52305	52900	1,12%	LPS IDR		3,50	3,75	↓
Tokyo - Nikkei 225	68733	68931	0,29%	LPS USD	30/06/2025	2,00	2,25	↓
Hong Kong - Hang Seng Index	23055	23455	1,71%	LPS BPR		6,00	6,25	↓
Singapore - Srait Time Index STI	5217	5224	0,13%					
Indonesia - IHSG	5745	5830	1,47%					
WTI Crude Oil Future/ barrel	107,77	107,77	0,00%					
Gold Spot \$/Oz	4182,32	4183,24	0,02%					
Ice Newcastle Coal/ metric ton	129,60	129,10	-0,39%					
Malaysia CPO Contract (MYR/Metric ton)	4406,00	4406,00	0,00%					

Indonesia Economic Data (in US\$ Billion, or percentage)				
Indicator	Date	Last	Prev.	Trend
GDP (Gross Domestic Bruto)	31/03/2026	5,61	5,39	↑
CPI (YoY)	30/06/2026	3,34	3,08	↑
CPI Core (YoY)	30/06/2026	2,76	6,56	↓
CPI (MoM)	31/05/2026	0,44	0,28	↑
Trade Balance (USD Billion)	31/05/2026	\$ -1.610	\$ 89	↓
Export Growth	31/05/2026	\$ -5,73	\$ 21,98	↓
Import Growth	31/05/2026	\$ 22,16	\$ 22,49	↓
Foreign Reserves	31/05/2026	\$ 144,90	\$ 146,20	↓
Balance of Payment	31/03/2026	\$ -4.008	\$ -2.478	↓

Foreign currency (US\$) and Money Market (Rp.)				
Tenor	Sett. Date	BID	OFFER	Gap.
TOD	03/07/2026	17.985	17.998	13,00
TOM	04/07/2026	17.988	18.004	15,94
SPOT	07/07/2026	17.988	18.004	15,94
NDF 1Mo.	07/08/2026	17.975	17.985	10,00
D-NDF 3Mo.	07/10/2026	18.061	18.070	9,00
1 Wk.	14/07/2026	17.995	18.013	18,00
2 Wk.	21/07/2026	18.006	18.023	16,74
1 Mo.	07/08/2026	18.030	18.046	16,00
2 Mo.	08/09/2026	18.073	18.096	23,00
3 Mo.	07/10/2026	18.110	18.138	27,77
6 Mo.	07/01/2027	18.235	18.258	23,00
1 Yr.	07/07/2027	18.465	18.518	53,00

Money Market Rates (ACT/360)								
RATE	O/N	1 Wk	2 Wk	1 Mo	3 Mo	6 Mo	9 Mo	1 Yr
INTERBANK (IDR)	5,82%	6,68%	6,83%	7,28%	#VALUE!	7,20%	no data	no data
INTERBANK (USD)	3,63%	3,70%	3,70%	3,73%	3,85%	3,95%	4,11%	4,24%
INDONESIA	5,82%							

Indonesia Government Bond									
Seri	Coupon	Bid	Offer	Bid Yield	Day(s) to Next Coupon	Last Week	Last Month	Day(s) to maturity	Trend
FR0064	6,125	98,28	98,44	7,125	131	98,38	98,32	669 Hari	↓
FR0090	5,125	98,48	98,67	7,155	100	98,53	98,53	278 Hari	↓
FR0091	6,375	96,33	96,95	7,160	100	96,49	96,59	2080 Hari	↓
FR0092	7,125	98,72	99,79	7,262	161	98,79	99,07	5742 Hari	↓
FR0093	6,375	93,36	94,35	7,260	8	93,65	93,79	3971 Hari	↓
FR0089	6,875	94,49	95,41	7,358	39	95,02	94,91	9044 Hari	↓
FR0095	6,375	98,37	98,69	7,216	39	98,67	98,57	759 Hari	↓
FR0096	7,000	99,09	99,40	7,174	39	99,17	99,25	2382 Hari	↓
FR0100	6,625	96,62	96,99	7,209	39	96,58	96,77	2742 Hari	↑
FR0101	6,875	99,25	99,68	7,172	100	99,48	99,49	999 Hari	↓
FR0102	6,875	94,69	95,41	7,324	8	94,69	94,89	10095 Hari	↑
FR0103	6,750	97,08	97,46	7,195	8	97,26	97,25	3250 Hari	↓
FR0104	6,500	97,76	98,05	7,149	8	97,93	98,00	1449 Hari	↓
FR0105	6,875	99,63	99,99	6,903	8	94,33	99,80	13698 Hari	↑
FR0106	7,125	99,13	99,44	7,223	39	99,07	99,29	5082 Hari	↑
FR0107	7,125	99,16	99,83	7,206	39	99,03	99,38	6883 Hari	↑
FR0108	6,500	95,45	95,80	7,153	100	95,65	95,62	3521 Hari	↓
FR0098	7,125	99,18	99,78	7,228	161	99,28	99,31	4301 Hari	↓
FR0097	7,125	98,72	99,57	7,257	161	98,85	99,05	6102 Hari	↓
PBS012	8,875	109,78	110,24	6,672	131	110,02	110,01	1930 Hari	↓
PBS003	6,000	99,39	99,55	7,193	8	99,52	99,46	189 Hari	↓
PBS033	6,750	96,08	97,80	7,112	161	97,04	97,68	7543 Hari	↓
PBS037	6,875	100,53	100,84	6,798	70	100,74	100,70	3491 Hari	↓
PBS029	6,375	98,90	99,03	6,557	70	98,97	98,97	2770 Hari	↓
PBS034	6,500	94,59	95,14	7,146	161	95,17	94,96	4661 Hari	↓
PBS038	6,875	95,78	96,81	7,251	161	99,81	96,34	8445 Hari	↓
PBS004	6,100	95,07	95,56	6,757	39	95,60	95,37	3823 Hari	↓
PBS030	5,875	98,30	98,83	6,784	8	98,57	98,57	729 Hari	↓
PBS039	6,625	97,55	99,38	6,889	8	97,82	98,45	5412 Hari	↓
PBS032	4,875	99,93	99,97	7,637	8	99,90	96,94	8 Hari	↑



Tim Riset:
 Ryan Eka Putra - Dealer FI - Ek.7952 - ryanputra@banksumselbabel.com
 Disclaimer/ Pernyataan bebas tanggung jawab: Semua data dalam lembaran ini hanya dipergunakan sebagai informasi. Kinerja masa lalu bukan merupakan indikasi kinerja masa depan atau perkiraan performa atas suatu instrumen. Informasi yang dimuat dalam lembaran ini diperoleh dari sumber yang dapat dipercaya, namun BPD Sumsel Babel tidak menjamin kelengkapan atau akurasi. Data, opini dan perkiraan yang diungkapkan dapat berubah tanpa pemberitahuan dan BPD Sumsel Babel tegas menolai setiap dan semua tanggung jawab atas pernyataan dan jaminan, terurut maupun terisrat, yang tercantum di sini, atau yang tidak dicantumkan.