

Fixed Income Daily Report

Monday, 06 July 2026 09:00:17

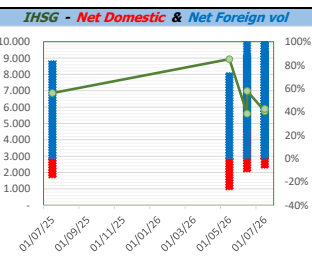
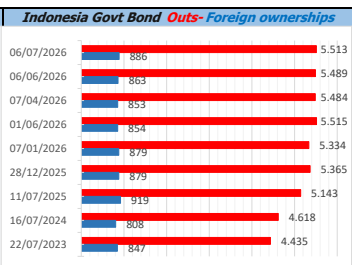
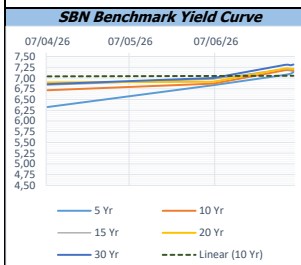
Global Market				Policy rates				
Indicator	price yesterday	TOD price	% chg.	Indicator	Date	Last	Prev.	Trend
USD/IDR Today	17954	17996	0,23%	BI-7 DS RR		5,75	5,00	↑
SGD/IDR Spot	13912	13915	0,02%	BI - Depfac	18/06/2026	4,25	3,75	↑
MYR/IDR Spot	4413	4416	0,08%	BI - LF		6,00	5,50	↑
SAR/IDR Spot	4784	4785	0,02%	US Fed's Current Range		3,75	4,00	↓
US - Dow Jones Industrial Average	52305	52900	1,12%	LPS IDR		3,50	3,75	↓
Tokyo - Nikkei 225	69744	69317	-0,62%	LPS USD	30/06/2025	2,00	2,25	↓
Hong Kong - Hang Seng Index	23350	23341	-0,04%	LPS BPR		6,00	6,25	↓
Singapore - Srait Time Index STI	5244	5246	0,04%					
Indonesia - IHSG	5876	5893	0,30%					
WTI Crude Oil Future/ barrel	107,77	107,77	0,00%					
Gold Spot \$/Oz	4186,29	4187,24	0,02%					
Ice Newcastle Coal/ metric ton	129,10	128,80	-0,23%					
Malaysia CPO Contract (MYR/Metric ton)	4406,00	4406,00	0,00%					

Indonesia Economic Data (in US\$ Billion, or percentage)				
Indicator	Date	Last	Prev.	Trend
GDP (Gross Domestic Bruto)	31/03/2026	5,61	5,39	↑
CPI (YoY)	30/06/2026	3,34	3,08	↑
CPI Core (YoY)	30/06/2026	2,76	6,56	↓
CPI (MoM)	31/05/2026	0,44	0,28	↑
Trade Balance (USD Billion)	31/05/2026	\$ -1.610	\$ 89	↓
Export Growth	31/05/2026	\$ -5,73	\$ 21,98	↓
Import Growth	31/05/2026	\$ 22,16	\$ 22,49	↓
Foreign Reserves	31/05/2026	\$ 144,90	\$ 146,20	↓
Balance of Payment	31/03/2026	\$ -4.008	\$ -2.478	↓

Foreign currency (US\$) and Money Market (Rp.)				
Tenor	Sett. Date	BID	OFFER	Gap.
TOD	06/07/2026	17.945	17.960	15,00
TOM	07/07/2026	17.945	17.963	17,13
SPOT	08/07/2026	17.945	17.963	17,13
NDF 1Mo.	10/08/2026	18.040	18.048	8,00
D-NDF 3Mo.	08/10/2026	18.121	18.136	15,00
1 Wk.	15/07/2026	17.953	17.975	21,92
2 Wk.	22/07/2026	17.965	17.983	18,26
1 Mo.	10/08/2026	17.987	18.007	19,69
2 Mo.	08/09/2026	18.026	18.053	27,32
3 Mo.	08/10/2026	18.063	18.100	37,25
6 Mo.	08/01/2027	18.180	18.218	37,50
1 Yr.	08/07/2027	18.405	18.460	55,00

Money Market Rates (ACT/360)									
RATE	O/N	1 Wk	2 Wk	1 Mo	2 Mo	3 Mo	6 Mo	9 Mo	1 Yr
INTERBANK (IDR)	5,67%	6,61%	6,83%	7,00%	#VALUE!	7,25%	no data	no data	no data
INTERBANK (USD)	3,63%	3,69%	3,68%	3,73%	3,87%	3,96%	4,11%	4,19%	4,34%
INDONESIA	5,67%								

Indonesia Government Bond									
Seri	Coupon	Bid	Offer	Bid Yield	Day(s) to Next Coupon	Last Week	Last Month	Day(s) to maturity	Trend
FR0064	6,125	98,32	98,57	7,097	130	98,45	98,32	668 Hari	↓
FR0090	5,125	98,50	98,63	7,133	99	98,57	98,53	277 Hari	↓
FR0091	6,375	96,41	97,14	7,141	99	96,77	96,59	2079 Hari	↓
FR0092	7,125	98,96	99,86	7,236	160	99,41	99,07	5741 Hari	↓
FR0093	6,375	93,47	94,59	7,245	7	94,03	93,79	3970 Hari	↓
FR0089	6,875	94,58	95,49	7,351	38	95,03	94,91	9043 Hari	↓
FR0095	6,375	98,48	98,85	7,159	38	98,61	98,57	758 Hari	↓
FR0096	7,000	99,29	99,61	7,134	38	99,46	99,25	2381 Hari	↓
FR0100	6,625	96,90	97,06	7,160	38	96,94	96,77	2741 Hari	↓
FR0101	6,875	99,31	99,89	7,146	99	99,56	99,49	998 Hari	↓
FR0102	6,875	94,80	95,57	7,314	7	95,18	94,89	10094 Hari	↓
FR0103	6,750	97,35	97,71	7,148	7	97,49	97,25	3249 Hari	↓
FR0104	6,500	97,84	98,27	7,126	7	98,03	98,00	1448 Hari	↓
FR0105	6,875	94,53	95,20	7,302	7	94,87	94,41	13697 Hari	↓
FR0106	7,125	99,41	99,81	7,191	38	99,61	99,29	5081 Hari	↓
FR0107	7,125	99,11	99,93	7,210	38	99,52	99,38	6882 Hari	↓
FR0108	6,500	95,66	96,02	7,122	99	95,78	95,62	3520 Hari	↓
FR0098	7,125	99,48	100,00	7,190	160	99,72	99,31	4300 Hari	↓
FR0097	7,125	99,13	99,75	7,215	160	99,44	99,05	6101 Hari	↓
PBS012	8,875	109,78	110,24	6,671	130	110,01	110,01	1929 Hari	↓
PBS003	6,000	99,43	99,55	7,134	7	99,49	99,46	188 Hari	↓
PBS033	6,750	96,05	97,79	7,115	160	96,92	97,68	7542 Hari	↓
PBS037	6,875	100,53	100,84	6,797	69	100,69	100,70	3490 Hari	↓
PBS029	6,375	98,90	99,03	6,557	69	98,96	98,97	2769 Hari	↓
PBS034	6,500	94,55	95,09	7,152	160	94,82	94,96	4660 Hari	↓
PBS038	6,875	95,76	96,79	7,253	160	96,28	96,34	8444 Hari	↓
PBS004	6,100	95,04	95,53	6,761	38	95,29	95,37	3822 Hari	↓
PBS030	5,875	98,30	98,83	6,786	7	98,57	98,57	728 Hari	↓
PBS039	6,625	97,55	99,38	6,889	7	98,47	98,45	5411 Hari	↓
PBS032	4,875	99,96	99,98	6,666	7	99,83	96,94	7 Hari	↑



Tim Riset:
 Ryan Eka Putra - Dealer FI - Ek.7952 - ryanekaputra@banksumselbabel.com
 Disclaimer/ Pernyataan bebas tanggung jawab: Semua data dalam lembaran ini hanya dipergunakan sebagai informasi. Kinerja masa lalu bukan merupakan indikasi kinerja masa depan atau perkiraan performa atas suatu instrumen. Informasi yang dimuat dalam lembaran ini diperoleh dari sumber yang dapat dipercaya, namun BPD Sumsel Babel tidak menjamin kelengkapan atau akurasi. Data, opini dan perkiraan yang diungkapkan dapat berubah tanpa pemberitahuan dan BPD Sumsel Babel tegas menentang setiap dan semua tanggung jawab atas pernyataan dan jaminan, terurut maupun terisrat, yang tercantum di sini, atau yang tidak dicantumkan.