BANK SUMSELBABEL

Fixed Income Daily Report

Friday, 10 July 2026 09:05:37

Global Market

Indicator	price yesterday	TOD price	% chg.
USD/IDR Today	18084	18082	-0,01%
SGD/IDR Spot	13988	14007	0,14%
MYR/IDR Spot	4435	4447	0,27%
SAR/IDR Spot	4827	4817	-0,21%
US - Dow Jones Industrial Average	52348	52487	0,26%
Tokyo - Nikkei 225	67744	69295	2,24%
Hong Kong - Hang Seng Index	24030	24195	0,68%
Singapore - Srait Time Index STI	5434	5430	-0,07%
Indonesia - IHSG	5912	5935	0,38%
WTI Crude Oil Future/ barrel	107,77	107,77	0,00%
Gold Spot $/Oz	4117,87	4118,79	0,02%
Ice Newcastle Coal/ metric ton	129,10	129,95	0,65%
Malaysia CPO Contract (MYR/Metric ton)	#N/A N/A	#N/A N/A	#VALUE!

Policy rates

Indicator	Date	Last	Prev.	Trend
BI-7 DS RR		5,75	5,00	↑
BI - Depfac	18/06/2026	4,25	3,75	↑
BI - LF		6,00	5,50	↑
US Fed's Current Range		3,75	4,00	↓
LPS IDR		3,50	3,75	↓
LPS USD	30/06/2025	2,00	2,25	↓
LPS BPR		6,00	6,25	↓

Indonesia Economic Data (in US$ Billion, or percentage)

Indicator	Date	Last	Prev.	Trend
GDP (Gross Domestic Bruto)	31/03/2026	5,61	5,39	↑
CPI (YoY)	30/06/2026	3,34	3,08	↑
CPI Core (YoY)	30/06/2026	2,76	6,56	↓
CPI (MoM)	31/05/2026	0,44	0,28	↑
Trade Balance (USD Billion)	31/05/2026	$ -1.610	$ 89	↓
Export Growth	31/05/2026	$ -5,73	$ 21,98	↓
Import Growth	31/05/2026	$ 22,16	$ 22,49	↓
Foreign Reserves	30/06/2026	$ 145,59	$ 144,90	↑
Balance of Payment	31/03/2026	$ -4.008	$ -2.478	↓

Foreign currency (US$) and Money Market (Rp.)

Tenor	Sett. Date	BID	OFFER	Gap.
TOD	10/07/2026	18.070	18.080	10,00
TOM	11/07/2026	18.072	18.086	14,43
SPOT	14/07/2026	18.072	18.086	14,43
NDF 1Mo.	14/08/2026	18.111	18.124	13,00
D-NDF 3Mo.	14/10/2026	18.203	18.218	15,00
1 Wk.	21/07/2026	18.080	18.094	14,00
2 Wk.	28/07/2026	18.092	18.106	14,90
1 Mo.	14/08/2026	18.112	18.128	15,75
2 Mo.	14/09/2026	18.154	18.178	24,00
3 Mo.	14/10/2026	18.195	18.225	30,00
6 Mo.	14/01/2027	18.319	18.350	30,97
1 Yr.	14/07/2027	18.538	18.608	69,48

Money Market Rates (ACT/360)

RATE	O/N	1 Wk	2 Wk	1 Mo	2 Mo	3 Mo	6 Mo	9 Mo	1 Yr
INTERBANK (IDR)	6,10%	6,61%	6,76%	7,05%	#VALUE!	7,20%	no data	no data	no data
INTERBANK (USD)	3,63%	3,64%	3,69%	3,74%	3,87%	3,96%	4,15%	4,27%	4,39%
INDONIA	**6,10%**								

Indonesia Goverment Bond

Seri	Coupon	Bid	Offer	Bid Yield	Day(s) to Next Coupon	Last Week	Last Month	Day(s) to maturity	Trend
FR0064	6,125	98,22	98,42	7,166	124	98,45	98,32	662 Hari	↓
FR0090	5,125	98,47	98,59	7,226	93	98,57	98,53	271 Hari	↓
FR0091	6,375	95,89	96,44	7,259	93	96,77	96,59	2073 Hari	↓
FR0092	7,125	98,18	99,06	7,319	154	99,41	99,07	5735 Hari	↓
FR0093	6,375	92,97	93,68	7,316	1	94,03	93,79	3964 Hari	↓
FR0089	6,875	94,27	95,40	7,379	32	95,03	94,91	9037 Hari	↓
FR0095	6,375	98,34	98,67	7,232	32	98,61	98,57	753 Hari	↓
FR0096	7,000	98,66	99,06	7,258	32	99,46	99,25	2375 Hari	↓
FR0100	6,625	96,29	96,81	7,266	32	96,94	96,77	2735 Hari	↓
FR0101	6,875	99,08	99,48	7,247	93	99,56	99,49	992 Hari	↓
FR0102	6,875	94,22	94,98	7,366	1	95,18	94,89	10088 Hari	↓
FR0103	6,750	96,43	96,90	7,294	1	97,49	97,25	3243 Hari	↓
FR0104	6,500	97,53	97,85	7,220	1	98,03	98,00	1442 Hari	↓
FR0105	6,875	94,00	94,73	7,346	1	99,81	99,80	13691 Hari	↓
FR0106	7,125	98,60	99,31	7,283	32	99,61	99,29	5076 Hari	↓
FR0107	7,125	98,25	98,77	7,294	32	99,52	99,38	6876 Hari	↓
FR0108	6,500	94,64	95,01	7,274	93	95,78	95,62	3514 Hari	↓
FR0098	7,125	98,85	99,43	7,270	154	99,72	99,31	4294 Hari	↓
FR0097	7,125	98,61	99,19	7,269	154	99,44	99,05	6095 Hari	↓
PBS012	8,875	109,77	110,23	6,667	124	110,01	110,01	1923 Hari	↓
PBS003	6,000	99,42	99,51	7,196	1	99,49	99,46	182 Hari	↓
PBS033	6,750	96,72	98,30	7,051	154	96,92	97,68	7536 Hari	↓
PBS037	6,875	100,33	100,64	6,825	63	100,69	100,70	3484 Hari	↓
PBS029	6,375	98,89	99,02	6,559	63	98,96	98,97	2763 Hari	↓
PBS034	6,500	93,84	94,38	7,241	154	94,82	94,96	4654 Hari	↓
PBS038	6,875	95,72	97,10	7,257	154	96,28	96,34	8438 Hari	↓
PBS004	6,100	95,01	95,50	6,766	32	95,29	95,37	3816 Hari	↓
PBS030	5,875	98,03	98,84	6,946	1	98,57	98,57	722 Hari	↓
PBS039	6,625	97,67	99,38	6,877	1	98,47	98,45	5405 Hari	↓
PBS032	4,875	99,94	99,99	15,785	1	99,83	96,94	1 Hari	↑

SBN Benchmark Yield Curve

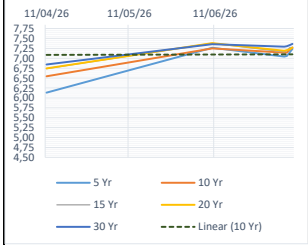

Indonesia Govt Bond Outs- Foreign ownerships

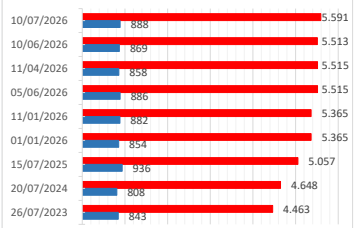

IHSG - Net Domestic & Net Foreign vol

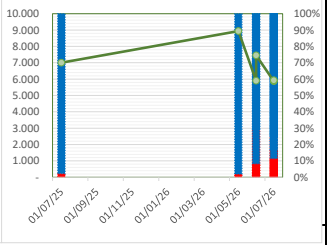

Tim Riset:

Ryan Eka Putra - Dealer FI - Ext.7952 - ryan.ekaputra@banksumselbabel.com

Disclaimer/ Pernyataan bebas tanggung jawab: Semua data dalam lembaran ini hanya dipergunakan sebagai informasi, Kinerja masa lalu bukan merupakan indikasi kinerja masa depan atau perkiraan performa atas suatu instrumen. Informasi yang dimuat dalam lembar ini diperoleh dari sumber yang dapat dipercaya, namun BPD Sumsel Babel tidak menjamin kelengkapan atau akurasi. Data, opini dan perkiraan yang diungkapkan dapat berubah tanpa pemberitahuan dan BPD Sumsel Babel tegas menolak setiap dan semua tanggung jawab atas pernyataan dan jaminan, tersurat maupun tersirat, yang tercantum di sini, atau yang tidak dicantumkan.