BANK SUMSELBABEL

# *Fixed Income Daily Report*

**Thursday, 16 July 2026** 09:01:09

## *Global Market*

| Indicator | price yesterday | TOD price | % chg. |
|---|---|---|---|
| USD/IDR Today | 18092 | 18086 | -0,03% |
| SGD/IDR Spot | 13991 | 13993 | 0,01% |
| MYR/IDR Spot | 4438 | 4430 | -0,18% |
| SAR/IDR Spot | 4810 | 4812 | 0,04% |
| US - Dow Jones Industrial Average | 52508 | 52659 | 0,29% |
| Tokyo - Nikkei 225 | 68752 | 66628 | -3,19% |
| Hong Kong - Hang Seng Index | 24681 | 25051 | 1,48% |
| Singapore - Srait Time Index STI | 5560 | 5544 | -0,28% |
| Indonesia - IHSG | 6042 | 6058 | 0,26% |
| WTI Crude Oil Future/ barrel | 107,77 | 107,77 | 0,00% |
| Gold Spot $/Oz | 4038,71 | 4039,70 | 0,02% |
| Ice Newcastle Coal/ metric ton | 127,70 | 128,75 | 0,82% |
| Malaysia CPO Contract (MYR/Metric ton) | 4675,00 | 4675,00 | 0,00% |

## *Policy rates*

| Indicator | Date | Last | Prev. | Trend |
|---|---|---|---|---|
| BI-7 DS RR | | 5,75 | 5,00 | ↑ |
| BI - Depfac | 18/06/2026 | 4,25 | 3,75 | ↑ |
| BI - LF | | 6,00 | 5,50 | ↑ |
| US Fed's Current Range | | 3,75 | 4,00 | ↓ |
| LPS IDR | | 3,50 | 3,75 | ↓ |
| LPS USD | 30/06/2025 | 2,00 | 2,25 | ↓ |
| LPS BPR | | 6,00 | 6,25 | ↓ |

## *Foreign currency (US$) and Money Market (Rp.)*

| Tenor | Sett. Date | BID | OFFER | Gap. |
|---|---|---|---|---|
| TOD | 16/07/2026 | 18.060 | 18.075 | 15,00 |
| TOM | 17/07/2026 | 18.063 | 18.080 | 17,25 |
| SPOT | 20/07/2026 | 18.063 | 18.080 | 17,25 |
| NDF 1Mo. | 20/08/2026 | 18.106 | 18.118 | 12,00 |
| D-NDF 3Mo. | 20/10/2026 | 18.198 | 18.209 | 11,00 |
| 1 Wk. | 27/07/2026 | 18.069 | 18.088 | 19,42 |
| 2 Wk. | 03/08/2026 | 18.079 | 18.099 | 20,28 |
| 1 Mo. | 20/08/2026 | 18.102 | 18.123 | 20,50 |
| 2 Mo. | 21/09/2026 | 18.142 | 18.169 | 26,50 |
| 3 Mo. | 20/10/2026 | 18.180 | 18.215 | 35,00 |
| 6 Mo. | 20/01/2027 | 18.295 | 18.345 | 49,98 |
| 1 Yr. | 20/07/2027 | 18.535 | 18.605 | 69,98 |

## *Indonesia Economic Data (in US$ Billion, or percentage)*

| Indicator | Date | Last | Prev. | Trend |
|---|---|---|---|---|
| GDP (Gross Domestic Bruto) | 31/03/2026 | 5,61 | 5,39 | ↑ |
| CPI (YoY) | 30/06/2026 | 3,34 | 3,08 | ↑ |
| CPI Core (YoY) | 30/06/2026 | 2,76 | 6,56 | ↓ |
| CPI (MoM) | 31/05/2026 | 0,44 | 0,28 | ↑ |
| Trade Balance (USD Billion) | 31/05/2026 | $ -1.610 | $ 89 | ↓ |
| Export Growth | 31/05/2026 | $ -5,73 | $ 21,98 | ↓ |
| Import Growth | 31/05/2026 | $ 22,16 | $ 22,49 | ↓ |
| Foreign Reserves | 30/06/2026 | $ 145,59 | $ 144,90 | ↑ |
| Balance of Payment | 31/03/2026 | $ -4.008 | $ -2.478 | ↓ |

## *Money Market Rates (ACT/360)*

| RATE | O/N | 1 Wk | 2 Wk | 1 Mo | 2 Mo | 3 Mo | 6 Mo | 9 Mo | 1 Yr |
|---|---|---|---|---|---|---|---|---|---|
| INTERBANK (IDR) | 6,11% | 6,58% | 6,71% | 6,95% | #VALUE! | 7,23% | no data | no data | no data |
| INTERBANK (USD) | 3,63% | 3,68% | 3,69% | 3,79% | 3,84% | 3,93% | 4,12% | 4,23% | 4,34% |
| **INDONIA** | **6,11%** | | | | | | | | |

## *Indonesia Goverment Bond*

| Seri | Coupon | Bid | Offer | Bid Yield | Day(s) to Next Coupon | Last Week | Last Month | Day(s) to maturity | Trend |
|---|---|---|---|---|---|---|---|---|---|
| FR0064 | 6,125 | 98,25 | 98,50 | 7,158 | 118 | 98,32 | 98,32 | 656 Hari | ↓ |
| FR0090 | 5,125 | 98,54 | 98,74 | 7,154 | 87 | 98,53 | 98,53 | 265 Hari | ↑ |
| FR0091 | 6,375 | 96,05 | 96,60 | 7,227 | 87 | 96,24 | 96,59 | 2067 Hari | ↓ |
| FR0092 | 7,125 | 98,39 | 99,20 | 7,296 | 148 | 98,83 | 99,07 | 5729 Hari | ↓ |
| FR0093 | 6,375 | 93,21 | 94,00 | 7,283 | 179 | 93,57 | 93,79 | 3958 Hari | ↓ |
| FR0089 | 6,875 | 94,20 | 95,44 | 7,386 | 26 | 94,83 | 94,91 | 9032 Hari | ↓ |
| FR0095 | 6,375 | 98,46 | 98,72 | 7,182 | 26 | 98,51 | 98,57 | 747 Hari | ↓ |
| FR0096 | 7,000 | 98,83 | 99,19 | 7,225 | 26 | 98,91 | 99,25 | 2369 Hari | ↓ |
| FR0100 | 6,625 | 96,48 | 96,92 | 7,236 | 26 | 96,62 | 96,77 | 2729 Hari | ↓ |
| FR0101 | 6,875 | 99,26 | 99,65 | 7,171 | 87 | 99,36 | 99,49 | 986 Hari | ↓ |
| FR0102 | 6,875 | 94,30 | 95,25 | 7,359 | 179 | 94,73 | 94,89 | 10082 Hari | ↓ |
| FR0103 | 6,750 | 96,79 | 97,16 | 7,242 | 179 | 96,81 | 97,25 | 3237 Hari | ↓ |
| FR0104 | 6,500 | 97,48 | 97,79 | 7,235 | 179 | 97,74 | 98,00 | 1436 Hari | ↓ |
| FR0105 | 6,875 | 94,09 | 94,74 | 7,338 | 179 | 94,33 | 99,80 | 13685 Hari | ↓ |
| FR0106 | 7,125 | 98,86 | 99,20 | 7,254 | 26 | 98,98 | 99,29 | 5070 Hari | ↓ |
| FR0107 | 7,125 | 98,67 | 99,15 | 7,254 | 26 | 98,70 | 99,38 | 6871 Hari | ↓ |
| FR0108 | 6,500 | 94,89 | 95,29 | 7,238 | 87 | 95,08 | 95,62 | 3508 Hari | ↓ |
| FR0098 | 7,125 | 99,06 | 99,62 | 7,243 | 148 | 99,23 | 99,31 | 4288 Hari | ↓ |
| FR0097 | 7,125 | 98,74 | 99,32 | 7,255 | 148 | 98,83 | 99,05 | 6089 Hari | ↓ |
| PBS012 | 8,875 | 109,81 | 110,28 | 6,654 | 118 | 110,00 | 110,01 | 1917 Hari | ↓ |
| PBS003 | 6,000 | 99,56 | 99,66 | 6,917 | 179 | 99,46 | 99,46 | 177 Hari | ↑ |
| PBS033 | 6,750 | 97,34 | 98,37 | 6,993 | 148 | 97,89 | 97,68 | 7530 Hari | ↓ |
| PBS037 | 6,875 | 99,95 | 100,26 | 6,881 | 57 | 100,48 | 100,70 | 3478 Hari | ↓ |
| PBS029 | 6,375 | 98,61 | 98,75 | 6,607 | 57 | 98,96 | 98,97 | 2757 Hari | ↓ |
| PBS034 | 6,500 | 93,84 | 94,36 | 7,241 | 148 | 94,11 | 94,96 | 4648 Hari | ↓ |
| PBS038 | 6,875 | 94,97 | 95,40 | 7,327 | 148 | 95,32 | 96,34 | 8432 Hari | ↓ |
| PBS004 | 6,100 | 94,68 | 94,93 | 6,813 | 26 | 95,26 | 95,37 | 3810 Hari | ↓ |
| PBS030 | 5,875 | 97,77 | 97,87 | 7,093 | 179 | 98,15 | 98,57 | 716 Hari | ↓ |
| PBS039 | 6,625 | 97,71 | 99,39 | 6,872 | 179 | 98,53 | 98,45 | 5399 Hari | ↓ |
| PBS032 | 4,875 | 99,96 | 99,97 | #N/A N/A | 0 | 99,97 | 96,94 | #VALUE! | ↓ |

## *SBN Benchmark Yield Curve*

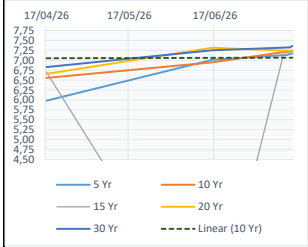


## *Indonesia Govt Bond Outs- Foreign ownerships*

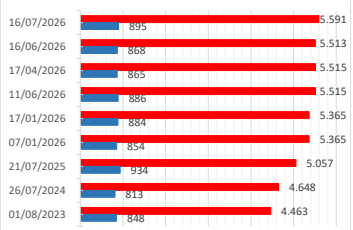


## *IHSG - Net Domestic & Net Foreign vol*

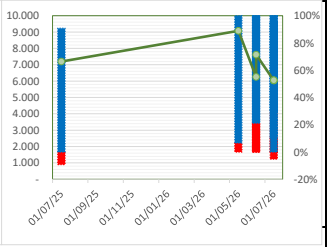



Tim Riset:

Ryan Eka Putra - Dealer FI - Ext.7952 - ryan.ekaputra@banksumselbabel.com



Disclaimer/ Pernyataan bebas tanggung jawab: Semua data dalam lembaran ini hanya dipergunakan sebagai informasi, Kinerja masa lalu bukan merupakan indikasi kinerja masa depan atau perkiraan performa atas suatu instrumen. Informasi yang dimuat dalam lembar ini diperoleh dari sumber yang dapat dipercaya, namun BPD Sumsel Babel tidak menjamin kelengkapan atau akurasi. Data, opini dan perkiraan yang diungkapkan dapat berubah tanpa pemberitahuan dan BPD Sumsel Babel tegas menolak setiap dan semua tanggung jawab atas pernyataan dan jaminan, tersurat maupun tersirat, yang tercantum di sini, atau yang tidak dicantumkan.