BANK SUMSELBABEL

Fixed Income Daily Report

Wednesday, 12 August 2026 09:04:43

Global Market

Indicator	price yesterday	TOD price	% chg.
USD/IDR Today	17840	17863	0,13%
SGD/IDR Spot	13921	13945	0,17%
MYR/IDR Spot	4360	4366	0,14%
SAR/IDR Spot	4757	4760	0,06%
US - Dow Jones Industrial Average	53976	53792	-0,34%
Tokyo - Nikkei 225	66970	67041	0,11%
Hong Kong - Hang Seng Index	25653	25378	-1,08%
Singapore - Srait Time Index STI	5754	5738	-0,28%
Indonesia - IHSG	6268	6283	0,25%
WTI Crude Oil Future/ barrel	84,91	84,91	0,00%
Gold Spot $/Oz	4394,16	4394,94	0,02%
Ice Newcastle Coal/ metric ton	129,00	129,30	0,23%
Malaysia CPO Contract (MYR/Metric ton)	0,07	0,07	0,00%

Policy rates

Indicator	Date	Last	Prev.	Trend
BI-7 DS RR		5,75	5,00	↑
BI - Depfac	22/07/2026	4,25	3,75	↑
BI - LF		6,00	5,50	↑
US Fed's Current Range		3,75	4,00	↓
LPS IDR		3,50	3,75	↓
LPS USD	30/06/2025	2,00	2,25	↓
LPS BPR		6,00	6,25	↓

Indonesia Economic Data (in US$ Billion, or percentage)

Indicator	Date	Last	Prev.	Trend
GDP (Gross Domestic Bruto)	30/06/2026	5,29	5,61	↓
CPI (YoY)	31/07/2026	2,88	3,34	↓
CPI Core (YoY)	31/07/2026	2,76	0	↑
CPI (MoM)	30/06/2026	-0,14	0,44	↓
Trade Balance (USD Billion)	30/06/2026	$ -450	$ -1.610	↑
Export Growth	30/06/2026	$ 8,84	$ -5,73	↑
Import Growth	30/06/2026	$ 34,27	$ 22,16	↑
Foreign Reserves	31/07/2026	$ 145,34	$ 145,59	↓
Balance of Payment	31/03/2026	$ -4.008	$ -2.478	↓

Foreign currency (US$) and Money Market (Rp.)

Tenor	Sett. Date	BID	OFFER	Gap.
TOD	12/08/2026	17.845	17.865	20,00
TOM	13/08/2026	17.846	17.867	21,00
SPOT	14/08/2026	17.846	17.867	21,00
NDF 1Mo.	14/09/2026	17.898	17.908	10,00
D-NDF 3Mo.	16/11/2026	17.983	17.996	13,00
1 Wk.	21/08/2026	17.855	17.878	23,49
2 Wk.	28/08/2026	17.864	17.890	25,82
1 Mo.	14/09/2026	17.888	17.915	26,50
2 Mo.	14/10/2026	17.927	17.962	35,49
3 Mo.	16/11/2026	17.968	18.005	37,00
6 Mo.	16/02/2027	18.073	18.123	50,00
1 Yr.	16/08/2027	18.295	18.365	70,00

Money Market Rates (ACT/360)

RATE	O/N	1 Wk	2 Wk	1 Mo	2 Mo	3 Mo	6 Mo	9 Mo	1 Yr
INTERBANK (IDR)	5,69%	6,61%	6,69%	7,06%	#VALUE!	7,20%	no data	no data	no data
INTERBANK (USD)	3,66%	3,68%	3,68%	3,72%	3,89%	4,00%	4,22%	4,32%	4,42%
INDONIA	**5,69%**								

Indonesia Goverment Bond

Seri	Coupon	Bid	Offer	Bid Yield	Day(s) to Next Coupon	Last Week	Last Month	Day(s) to maturity	Trend
FR0064	6,125	98,45	98,83	7,074	93	98,59	98,58	631 Hari	↓
FR0090	5,125	98,86	99,14	6,886	62	98,94	98,76	241 Hari	↓
FR0091	6,375	96,21	96,57	7,192	62	96,06	95,98	2043 Hari	↑
FR0092	7,125	98,43	98,68	7,293	123	98,49	98,51	5705 Hari	↓
FR0093	6,375	93,05	93,56	7,329	154	93,19	93,21	3933 Hari	↓
FR0089	6,875	94,71	94,99	7,340	1	94,49	94,68	9007 Hari	↑
FR0095	6,375	98,93	98,97	6,955	1	98,85	98,80	722 Hari	↑
FR0096	7,000	99,12	99,38	7,171	1	98,81	98,51	2344 Hari	↑
FR0100	6,625	96,43	96,90	7,251	1	96,53	96,28	2704 Hari	↓
FR0101	6,875	99,62	99,90	7,028	62	99,75	99,39	962 Hari	↓
FR0102	6,875	94,61	95,09	7,331	154	94,69	94,48	10057 Hari	↓
FR0103	6,750	96,70	97,18	7,258	154	96,60	96,36	3212 Hari	↑
FR0104	6,500	97,66	98,09	7,193	154	97,87	97,65	1411 Hari	↓
FR0105	6,875	94,97	95,04	7,267	154	94,38	94,22	13660 Hari	↑
FR0106	7,125	98,64	99,18	7,281	1	98,63	98,24	5045 Hari	↑
FR0107	7,125	98,63	99,09	7,259	1	98,55	98,28	6846 Hari	↑
FR0108	6,500	95,00	95,37	7,225	62	94,87	94,37	3484 Hari	↑
FR0109	5,875	94,91	95,22	7,195	32	94,87	94,54	1651 Hari	↑
FR0110	7,250	100,22	100,58	7,200	93	100,18	-	2072 Hari	↑
FR0098	7,125	98,62	99,04	7,300	123	98,45	98,12	4264 Hari	↑
FR0097	7,125	98,32	98,88	7,299	123	98,47	98,20	6065 Hari	↓
PBS012	8,875	109,49	109,52	6,698	93	109,51	109,63	1893 Hari	↓
PBS003	6,000	99,69	99,71	6,737	154	99,71	99,58	152 Hari	↓
PBS033	6,750	97,97	98,39	6,934	123	98,18	98,21	7506 Hari	↓
PBS037	6,875	99,12	99,15	6,997	32	99,13	99,10	3453 Hari	↓
PBS029	6,375	94,96	95,02	7,248	32	94,99	94,69	2732 Hari	↓
PBS034	6,500	93,75	93,78	7,256	123	93,79	93,67	4624 Hari	↓
PBS038	6,875	96,07	96,12	7,225	123	96,39	95,65	8407 Hari	↓
PBS004	6,100	94,55	94,62	6,836	1	94,58	94,62	3785 Hari	↓
PBS030	5,875	97,87	98,17	7,078	154	97,97	97,91	691 Hari	↓
PBS039	6,625	97,85	98,12	6,856	154	98,22	98,06	5374 Hari	↓

SBN Benchmark Yield Curve

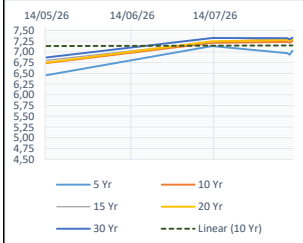

Indonesia Govt Bond Outs- Foreign ownerships

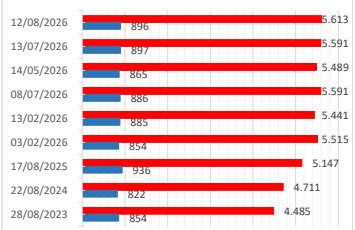

IHSG - Net Domestic & Net Foreign vol

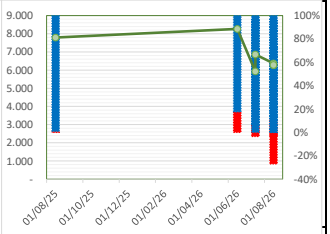

Tim Riset:

Ryan Eka Putra - Dealer FI - Ext.7952 - ryan.ekaputra@banksumselbabel.com

Disclaimer/ Pernyataan bebas tanggung Jawab: Semua data dalam lembaran ini hanya dipergunakan sebagai informasi, Kinerja masa lalu bukan merupakan indikasi kinerja masa depan atau perkiraan performa atas suatu instrumen. Informasi yang dimuat dalam lembar ini diperoleh dari sumber yang dapat dipercaya, namun BPD Sumsel Babel tidak menjamin kelengkapan atau akurasi. Data, opini dan perkiraan yang diungkapkan dapat berubah tanpa pemberitahuan dan BPD Sumsel Babel tegas menolak setiap dan semua tanggung jawab atas pernyataan dan jaminan, tersurat maupun tersirat, yang tercantum di sini, atau yang tidak dicantumkan.